

**North Coast Unified
Air Quality Management District**

707 L Street, Eureka, CA 95501

(707) 443-3093

www.ncuagmd.org



**Meeting of the
North Coast Unified Air Quality Management District
Governing Board of Directors**

Thursday, May 20, 2021 at 10:30 a.m.,
Via Internet Teleconference – Zoom Video Conferencing

[Join Zoom Meeting](#)

<https://us02web.zoom.us/j/81279724664>

Meeting ID: 812 7972 4664

Call in option: (669) 900-6833

PUBLIC ADVISORY: The District Office will not be open to the public due to COVID-19 concerns. Consistent with Executive Orders N-25-20 and N-29-20 from the Executive Department of the State of California and the Humboldt County Public Health Officer's March 19, 2020, Shelter In-Place Order, the meeting location will not be physically open to the public and Board Members will be teleconferencing into the meeting via Zoom Video Teleconference.

How to Observe the Meeting: To maximize public safety while still maintaining transparency and public access, members of the public can observe the meeting at www.zoom.us - Meeting Code **812 7972 4664**

How to Submit Public Comment: Members of the public may provide public comment before and during the meeting by sending comments to the Clerk of the Board by email at esquire@ncuagmd.org. Such email comments must identify the agenda item number in the subject line of the email. The comments will be read into the record, with a maximum allowance of three minutes (approximately 500 words) per individual comment, subject to the Board Chair's discretion. If a comment is received after the agenda item is heard, but before the close of the meeting, the comment will still be included as a part of the written record of the meeting but will not be read into the record during the meeting.

Americans with Disabilities Act Accommodations: Any member of the public who needs accommodations should email the Clerk of the Board at support@ncuagmd.org or by calling (707) 443-3093. The Clerk will use their best efforts to provide reasonable accommodations to provide as much accessibility as possible while maintaining public safety.

AGENDA

1. **10:30 A.M. Call to Order** Board Chair
2. **Roll Call** Clerk
3. **Changes or Deletions to Agenda** Board Chair

CONSENT AGENDA

4. **Consider Approving the Consent Agenda, Items for action, 4.1 through 4.3:** The Board may approve the Consent Agenda by single motion in whole or in part with or without further discussion.
Action Requested: Approve Consent Agenda Items 4.1 through 4.3. Board Chair
- 4.1 By Consent, Approve Minutes of April 15, 2021 Board Meeting
- 4.2 By Consent, Accept and File District Activity Report
- 4.3 By Consent, Accept and File - Follow Up On Clean Cars 4 All Program Discussion

REGULAR AGENDA

5. **Public Comment Period** (pursuant to Government Code section 54954.3(a)) Board Chair
6. **Public Hearing: Proposed FY 2021-22 District Budget** APCO
Action Requested: Close Public Hearing and Adopt the Proposed FY 2021-22 District Budget by Roll-Call Vote
7. **Closed Session: Conference for Labor Negotiations** Board Chair
 - a. Personnel Performance Evaluation, APCO - Pursuant to Gov't. Code sec. 54957, and
 - b. Labor Negotiations, Unrepresented Employee, APCO - Pursuant to Gov't Code sec. 54957.6
8. **APCO Report** APCO
9. **Board Member Reports** Board Chair
10. **Adjournment** Board Chair

The next Board of Directors meeting is scheduled for Thursday, July 15, 2021 at 10:30 a.m. Via Internet Teleconference – Zoom Video Conferencing. Accommodations and access to NCUAQMD meetings for people with special needs must be requested of the Clerk in advance of the meeting.

Agenda Item: 1

Call to Order

Agenda Item: 2

Roll Call

Agenda Item: 3

Additions and Deletions to Agenda

Agenda Item: 4

Agenda Item: 4.1

**North Coast Unified
Air Quality Management District**
707 L Street, Eureka, CA 95501
(707) 443-3093
www.ncuaqmd.org



**Minutes of the Special Meeting of the North Coast
Unified Air Quality Management District Governing
Board of Directors Meeting of
April 15, 2021**

The meeting was called to order by Chair Brett Watson at 10:37 AM via teleconference on Zoom: <https://us02web.zoom.us/j/81279724664>

Meeting ID: 812 7972 4664, Call in option: (669) 900-6833

The meeting location was made available to the public.

MEMBERS PRESENT:

Rex Bohn	Humboldt County Supervisor
Brett Watson	City of Arcata Councilmember
Dan Frasier	Trinity County Supervisor
Chris Howard	Del Norte County Supervisor

MEMBERS ABSENT:

Mike Wilson	Humboldt County Supervisor
-------------	----------------------------

STAFF PRESENT:

Brian Wilson	APCO
Jason Davis	Deputy APCO
Erin Squire	Clerk of the Board
Penny Costa	Financial & Admin Services Division Manager

OTHERS PRESENT:

Nancy Diamond	District Counsel
Dan Matusiewicz	GovInvest Presenter
Debra Harris	Member of the Public

Agenda Item 1: Call to Order

Agenda Item 2: Roll Call

Agenda Item 3: Additions and Deletions to the Agenda

There were no additions or deletions to the Agenda. There was no public comment.

Agenda Item 4: Consider Approving the Consent Agenda

4.1: Approve Minutes of March 18, 2021 Board Meeting

4.2: By Consent, Accept and File District Activity Report

A motion offered by Supervisor Howard, duly seconded by Supervisor Bohn to Adopt Consent Agenda Items 4.1-4.2 is hereby APPROVED by the North Coast Unified Air Quality Management District Board of Directors on this 15th day of April, 2021 by the following votes:

UNANIMOUS PASS by the following Roll Call vote:

Supervisor Howard	Aye
Supervisor Bohn	Aye
Supervisor Frasier	Aye
Councilmember Watson	Aye
Supervisor Wilson	Absent

There was no public comment.

Agenda Item 5: Public Comment

There was no public comment.

Agenda Item 6: Discuss District Pension and Other Post Employment Benefit (OPEB) Liabilities

Dan Matusiewicz from GovInvest provided the board members information on pension basics, hurdles and considerations that CalPERS is facing, and ways to address the District’s unfunded liabilities.

There was no public comment. The PowerPoint slides are attached.

Agenda Item 7: Reserve Fund Status

The APCO provided a snapshot on the District’s Reserve Balance and the history of the Reserve Funding Policy. There was a discussion about the how the funding is earmarked and how much funding is available unincumbered.

A pie chart was displayed in the meeting through a screen share showing the make-up of the Reserve Funds. This pie chart is attached.

Staff will prepare a spending policy for the Reserve Funds that will address the District’s Pension and OPEB liabilities, first. GovInvest and PARs will be invited back to present this information.

There was no public comment.

Agenda Item 8: Public Hearing: Proposed FY 2021-22 District Budget

The Public Hearing was Opened at 11:44 AM and Continued to the Regular Board meeting on May 20, 2021 via teleconference.

The APCO introduced the Proposed 21-22 FY Operating Budget with a Power Point presentation, which was included in the published Board packet.

A motion offered by Supervisor Bohn, duly seconded by Supervisor Howard to Open the Public Hearing to Approve the 21-22 FY Operating Budget is hereby APPROVED by the North Coast Unified Air Quality Management District Board of Directors on this 15th day of April, 2021 by the following votes:

UNANIMOUS PASS by the following Roll Call vote:

Supervisor Howard	Aye
Supervisor Bohn	Aye
Supervisor Frasier	Aye
Councilmember Watson	Aye
Supervisor Wilson	Absent

There was no public comment.

Agenda Item 9: Closed Session: Conference for Labor Negotiations

- a. Personnel Performance Evaluation, APCO - Pursuant to Gov't. Code sec. 54957, and
- b. Labor Negotiations, Unrepresented Employee, APCO - Pursuant to Gov't Code sec. 54957.6

The Board adjourned to Closed session at 11:56 AM and reconvened at 12:26 PM. There was no public comment.

Agenda Item 10: APCO Report

The APCO provided an update on permitting and uses of Air Curtain Incinerators with EPA and CAL Fire.

Agenda Item 11: Board Member Reports

There were no Board Member Reports.

Agenda Item 12: Adjournment

The Governing Board Meeting was adjourned at 12:31 PM.

I hereby attest that this is a true and correct copy of the action taken by the North Coast Unified Air Quality Management District Board of Directors on April 15, 2021.

Chair Date



Clerk of the Board Date

The Next Board Meeting is scheduled for Thursday, May 20, 2021, at 10:30 am via teleconference. Details to be listed in the Agenda.


The meeting rooms are ADA accessible. Accommodations and access to NCUAQMD meetings for people with special needs must be requested of the Clerk in advance of the meeting.

Pension Funding


North Coast Unified Air Quality Management District, CA

Proprietary and Confidential © 2021 Govinvest Inc. 1




Pension Basics




Proprietary and Confidential © 2021 Govinvest Inc. 2


Understanding Pension Funding




Pension Basics




Potential Strategies




How are we doing relative to our funding targets?



OPEB Funding




Hurdles and Other Considerations




Proprietary and Confidential © 2021 Govinvest Inc. 2

Pension Jargon Glossary



- Assumption = Target, Goals or Expected Results
- Experience = Actual Results
- Normal Cost = Initial contribution rate (Employee and Employer contributions)
- Present Value of Projected Benefit (PVPB) = Value of all future benefits in today's dollars
- Accrued Liability (AL) = Target funding progress at a given point of time
- Unfunded Accrued Liability (UAL) = Amount actual savings falls short of funding target
- Amortization of UAL = Additional annual contribution needed to get back on track
- Annual Required Contribution = Normal Cost + Amortization of UAL



Proprietary and Confidential © 2021 Govinvest Inc. 4

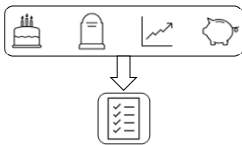
Pension Funding Concepts are Similar to Other Retirement Plans

Participant or employer set retirement goals:

- Expected retirement age
- Life expectancy goal
- Expected investment earnings rate
- Expected savings balance or replacement income goal

Goals determine initial savings rate estimated to achieve retirement goals

As compared to a defined contribution plan, the key difference with a defined benefit pension plan is who bears the funding risk if assumptions don't hold true.

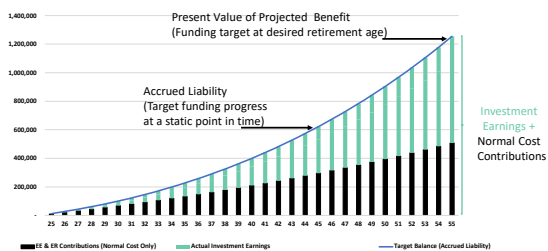


Proprietary and Confidential © 2021 Govinvest Inc.



5

Retirement Plans Are Sensitive to Investment Earnings

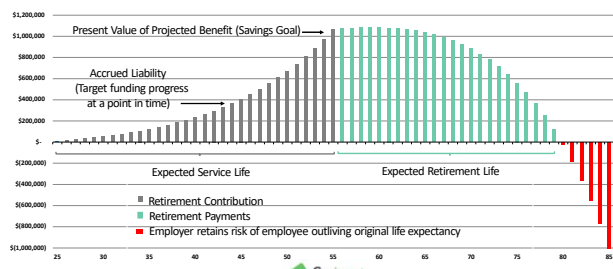


Proprietary and Confidential © 2021 Govinvest Inc.



7

Illustration of Mortality Risk for an Individual Employee

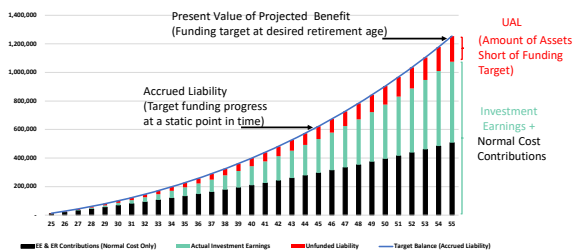


Proprietary and Confidential © 2021 Govinvest Inc.



6

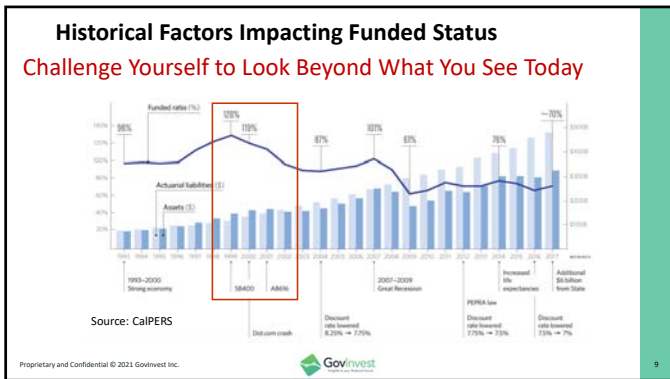
Retirement Plans Are Sensitive to Investment Earnings



Proprietary and Confidential © 2021 Govinvest Inc.

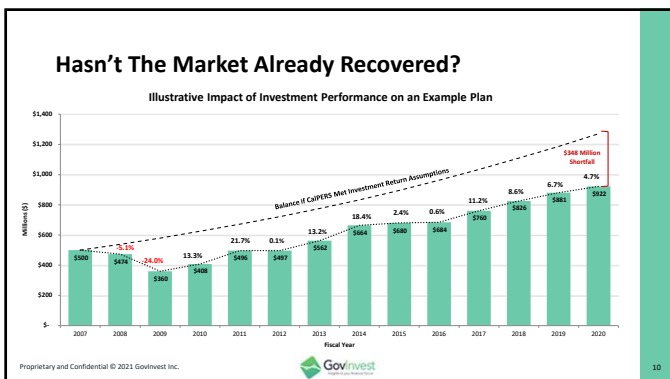


8

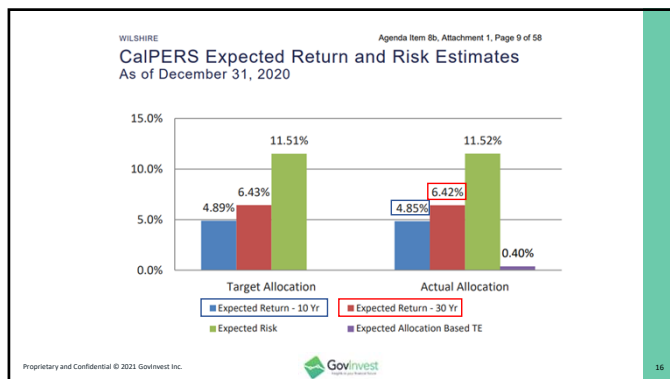
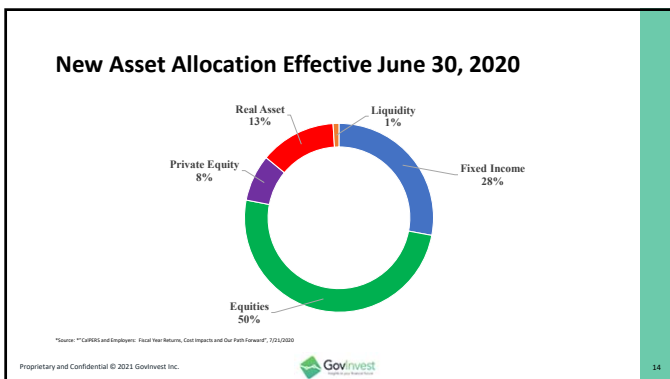
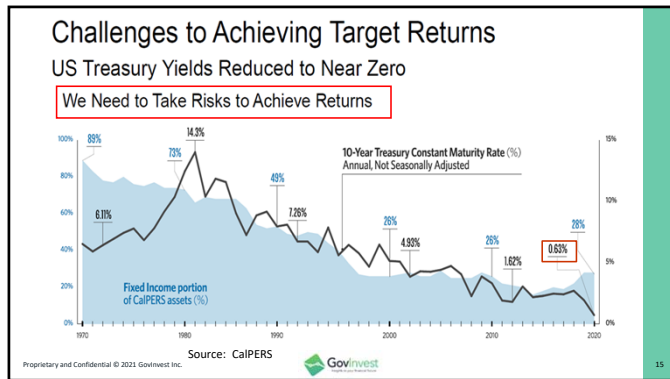
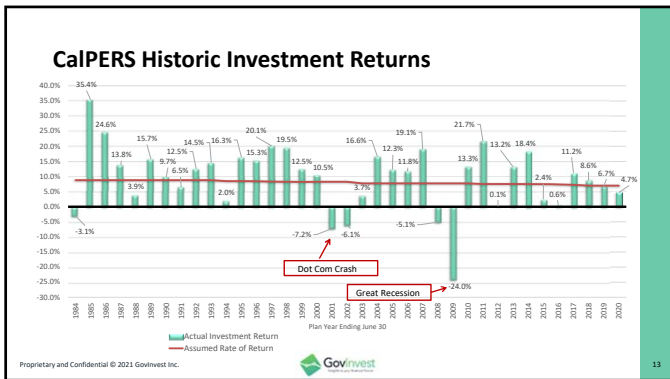


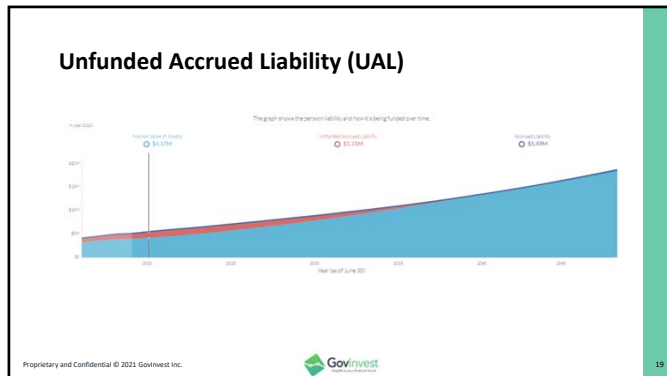
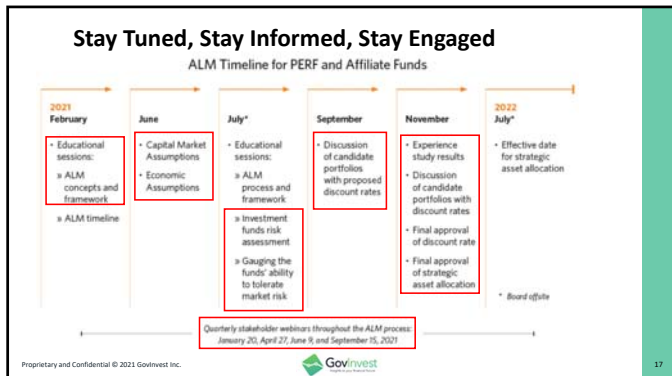
Hurdles & Considerations

Proprietary and Confidential © 2021 Govinvest Inc.



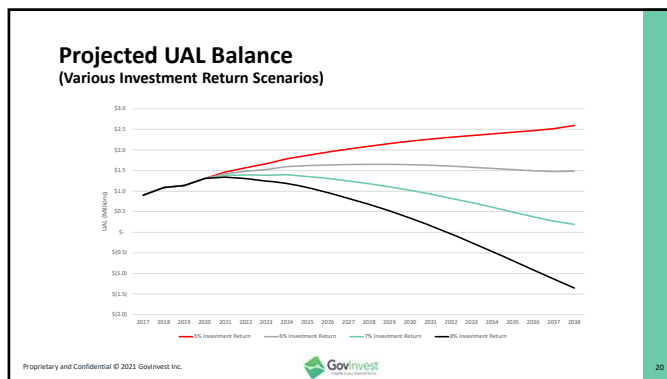
- ### Events & Concerns
- Still paying off Great Recession losses and changes in assumptions in an increasing payment schedule
 - 2019 Investment Experience Loss 6.55% vs 7% ~ \$17,000
 - 2020 Investment Experience Loss 4.55% vs 7% ~ \$97,000
 - Projected Capital Market Assumptions (CMA's) on future investment returns projected to underperform 7% Investment Earning Goal both in the near term (10 Years 4.85%) and long-term (30 Years 6.42%)
 - Potential further reductions to discount rate November 2021
- Proprietary and Confidential © 2021 Govinvest Inc.

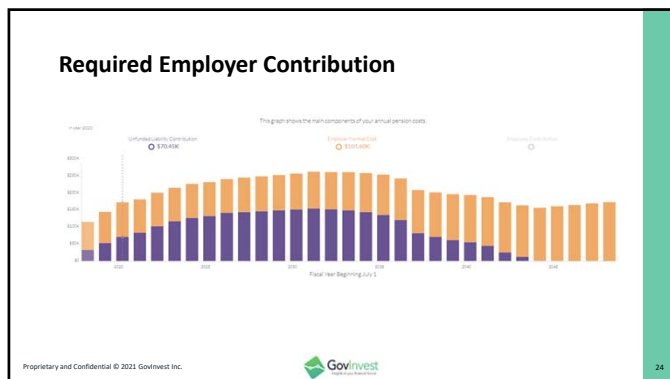
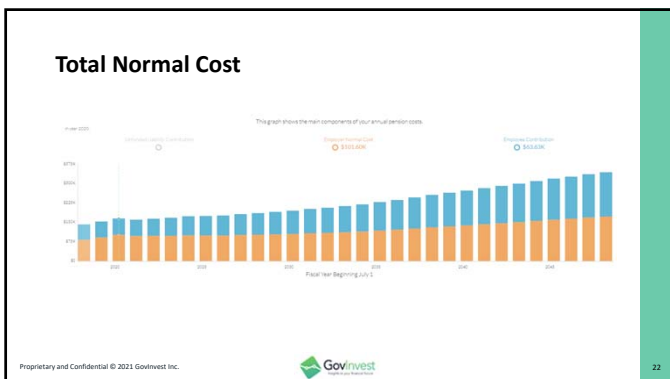
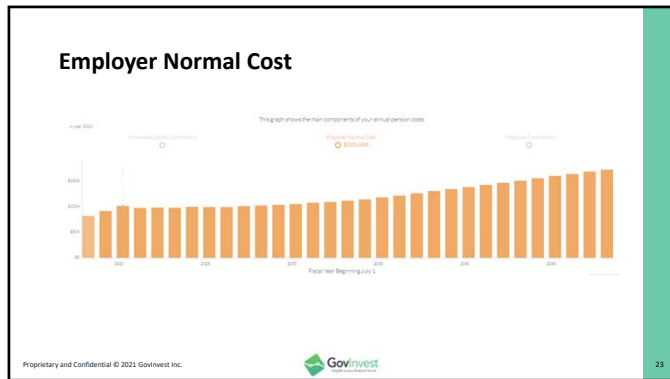
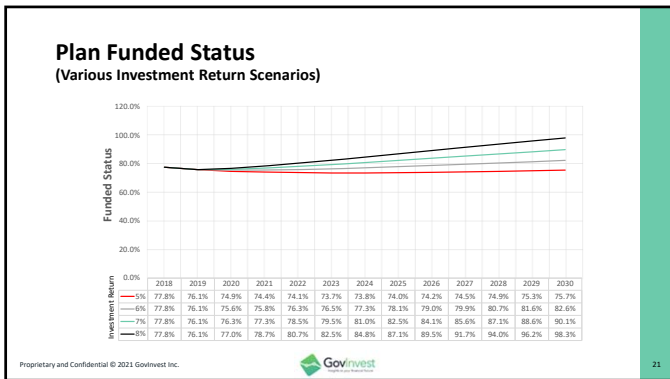





How is North Coast Unified AQMD Doing?


Proprietary and Confidential © 2021 Govinvest Inc. 18





Potential Strategies to Manage Unfunded Pension Liability






25


Discretionary Payments vs. Fresh Start


Illustrative

Quantify Savings from ADPs or S115 Plans



ID Upfront Cost Necessary to Restructure Payments Over Longer term (Required Savings Test)



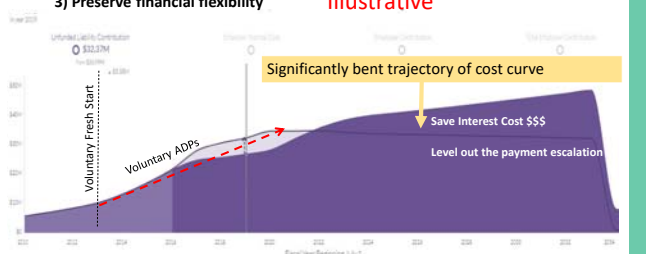



27

Benefits of Actively Managing Payment Options?

- 1) Savings are compelling
- 2) Smoother budgetary transitions
- 3) Preserve financial flexibility

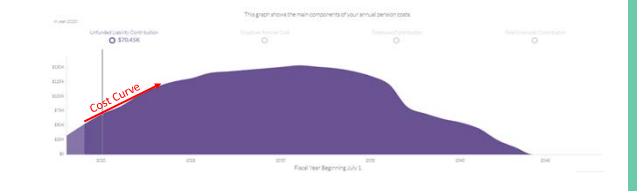
Illustrative






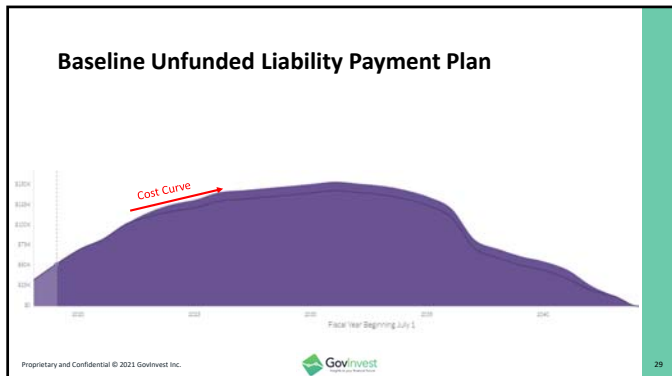
28

Baseline Unfunded Liability Payment Plan





28



Resource Links

CalPERS Asset Liability Management (ALM) Resource Page
<https://www.calpers.ca.gov/page/about/organization/facts-at-a-glance/asset-liability-management>

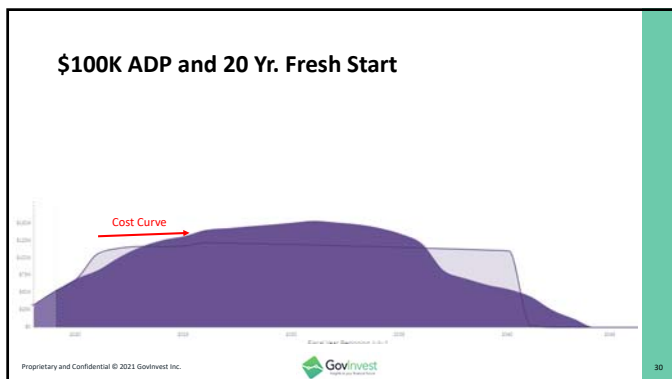
CalPERS Asset Liability Management (ALM) Jan Stakeholders Forum Video
https://www.youtube.com/watch?v=Gmp5hh4Ics&list=PLUKoYjclYluLibKaOdFVUEmt_bnEmFaC&index=4&t=1798s

CalPERS ALM Risk Concepts and Examples PDF
https://www.calpers.ca.gov/docs/board-agendas/202103/invest/item08a-01_a.pdf

CalPERS March 15, 2021 Investment Committee Video
<https://www.youtube.com/watch?v=EYDetWkDwc>

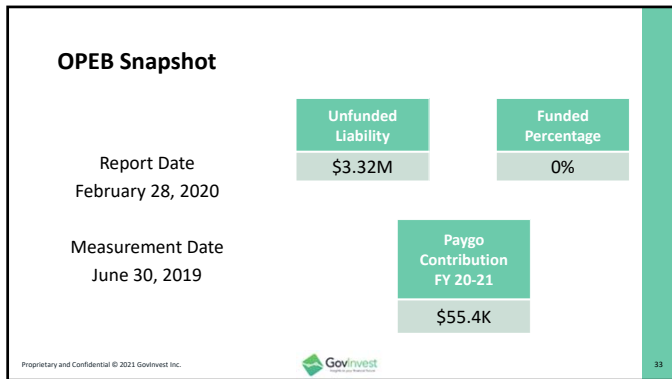
Source: CalPERS


Proprietary and Confidential © 2021 Govinvest Inc. 31

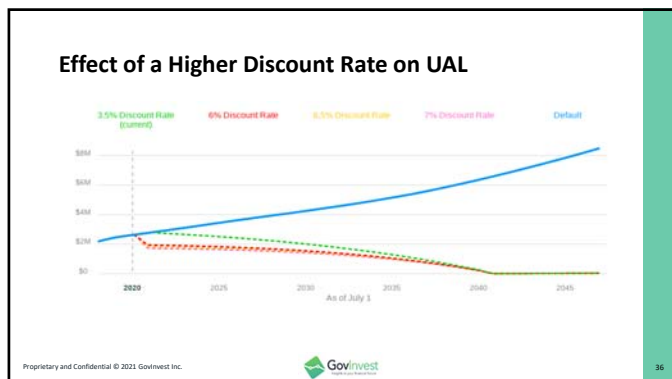
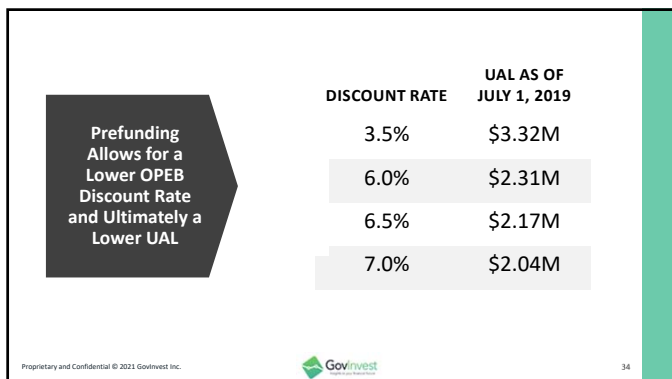


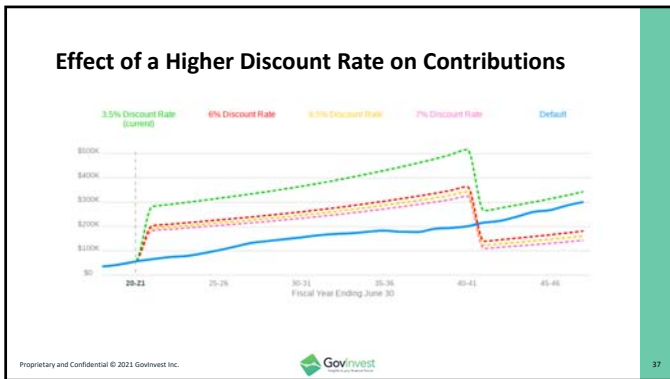
OPEB Funding

Proprietary and Confidential © 2021 Govinvest Inc. 32



- ### Steps For Prefunding OPEB and Reduce Liability
- 1) Set Up 115 Trust For OPEB
 - 2) Select Investment Strategy which largely determines discount rate
 - 3) a. Adopt Policy to make Actuarially Determined Contributions (ADC) to 115 trust annually and/or
b. Make Actuarially Determined Contributions (ADC) to Trust Annually
 - 4) Actuary to determine appropriate discount rate and revalues liability based on new discount rate
- Proprietary and Confidential © 2021 Govinvest Inc.  35





Disclaimer

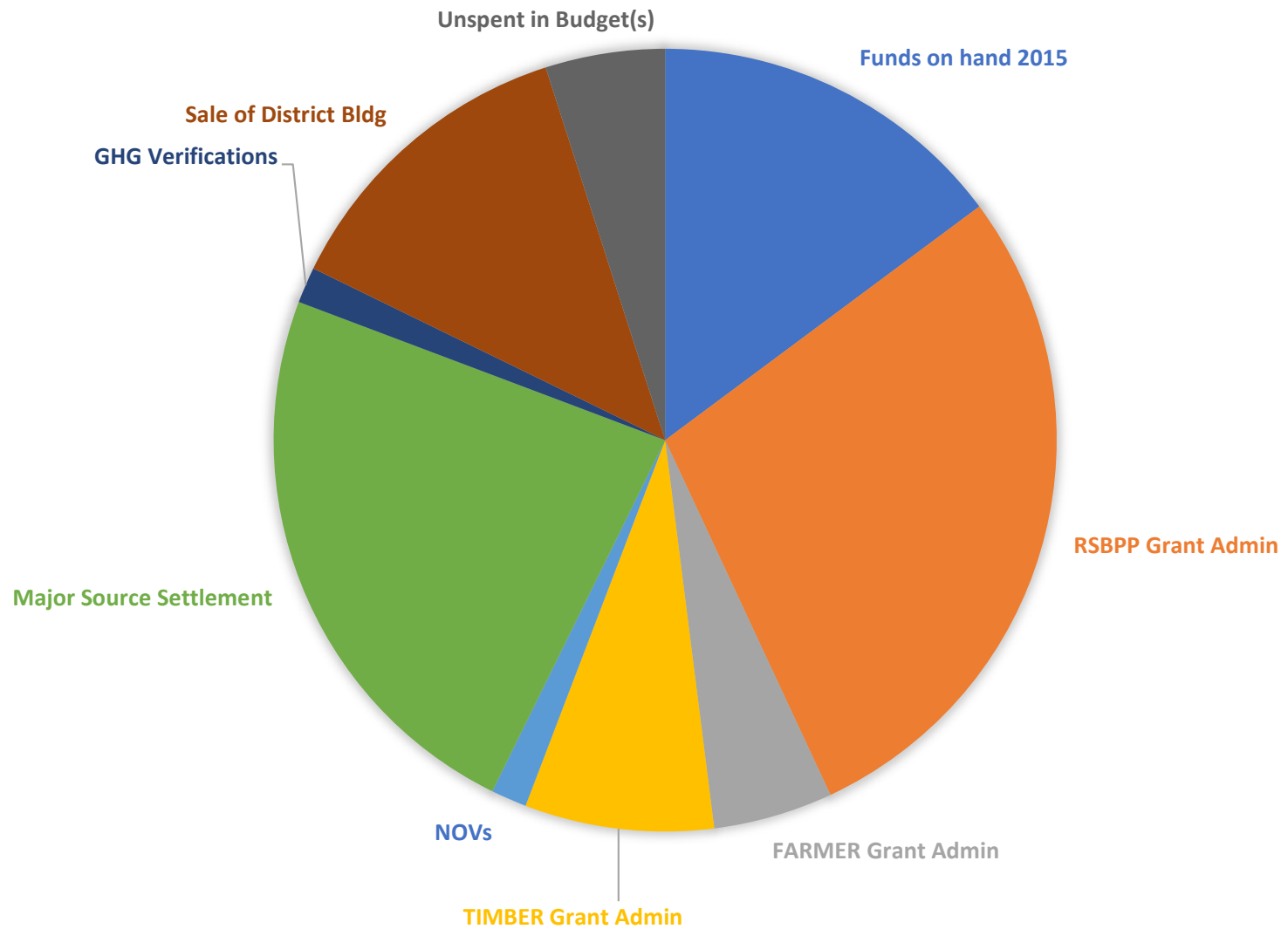
While tested against actuarial valuation results, the software results will not necessarily match actuarial valuation results, as no two actuarial models are identical. The software offers financially sound projections and analysis; however, outputs do not guarantee compliance with standards under the Government Accounting Standards Board or Generally Accepted Accounting Principles. The software and this presentation are not prepared in accordance with standards as promulgated by the American Academy of Actuaries, nor do outputs or this presentation constitute Statements of Actuarial Opinion. GovInvest has used census data, plan provisions, and actuarial assumptions provided by Customer and/or Customer's actuary to develop the software for Customer. GovInvest has relied on this information without audit.

Proprietary and Confidential © 2021 GovInvest Inc. 39

Questions

Proprietary and Confidential © 2021 GovInvest Inc. 38

SOURCES OF UNENCUMBERED RESERVE FUNDS 2015-2021



Agenda Item: 4.2

**North Coast Unified
Air Quality Management District**

707 L Street, Eureka, CA 95501

(707) 443-3093

www.ncuagmd.org



TO: North Coast Unified Air Quality Management District Board

FROM: Erin Squire, Administrative Assistant

SUBJECT: District Activity Report

DATE: May 20, 2021

ACTION REQUESTED: By Consent, Accept and File District Activity Reports

SUMMARY:

Attached is a summary of the major District activities logged during the reporting period.

2021 Activity Report

Primary	Jan	Feb	Mar	Apr	May	June	July	Aug	Sept	Oct	Nov	Dec	YTD Total	Totals 2020
Complaint Responses - General	1	1	5	1									8	75
Complaint Responses - Open Burning	7	6	12	1									26	198
Permissive Burn Days	31	28	31	30									120	328
Non-Permissive Burn Days ("No Burn Day")	0	0	0	0									0	37
Permissive Burn Days (%)	100%	100%	100%	100%										
Standard (Residential) Burn Permits Issued	634	351	379	334									1,698	4,125
Non-Standard Burn Permits Issued	659	341	346	278									1,624	3,092
"No Burn Day" Permits Issued	0	0	0	0									0	0
Smoke Management Plans (SMP) Reviewed	17	15	15	7									54	108
SMP Burn Authorizations Issued	114	76	104	84									378	958
Stationary Source Permit Apps. Received	1	3	5	2									11	27
Stationary Source Permits Issued (new)	3	2	4	2									11	11
Stationary Source Permits Issued (amended)	0	0	0	6									6	15
Inspections - Major Sources	0	0	7	1									8	12
Inspections - Minor Sources	38	13	7	21									79	260
Inspections - Mobile Sources	0	0	0	0									0	13
Inspections - Asbestos	1	0	0	0									1	18
Asbestos Notifications Processed	5	8	2	4									19	73
Notice(s) of Violation (NOVs) Issued	0	3	1	1									5	18
Environmental Documents Reviewed	3	3	5	2									13	227
Grants Paid: Woodstove	1	1	0	0									2	96
Grants Paid: Moyer	0	0	0	1									1	4
Grants Paid: FARMER	0	0	0	0									0	6
Grants Paid: Rural School Bus	4	4	13	6									27	42

Air Monitoring Report for May 2021

Air Monitoring Data Summary:

The purpose of this status report is to summarize the ambient air quality data available for the period of February 2021.

- There were no Federal Equivalent Method (FEM) PM₁₀ exceedances of the State Ambient Air Quality Standard recorded during the reported period.
- No new Federal Reference Method (FRM) PM_{2.5} data has been received since the last Board Meeting. Data from the March report is repeated in the information below.
- There were no non-FEM PM_{2.5} 24 Hour exceedances of the State and Federal Ambient Air Quality Standard recorded during the period.
- There were no O₃, SO₂, NO₂, or CO exceedances of the State or Federal Ambient Air Quality Standard recorded during the period.

Particulate Levels in Relation to CA Ambient Air Quality Standards

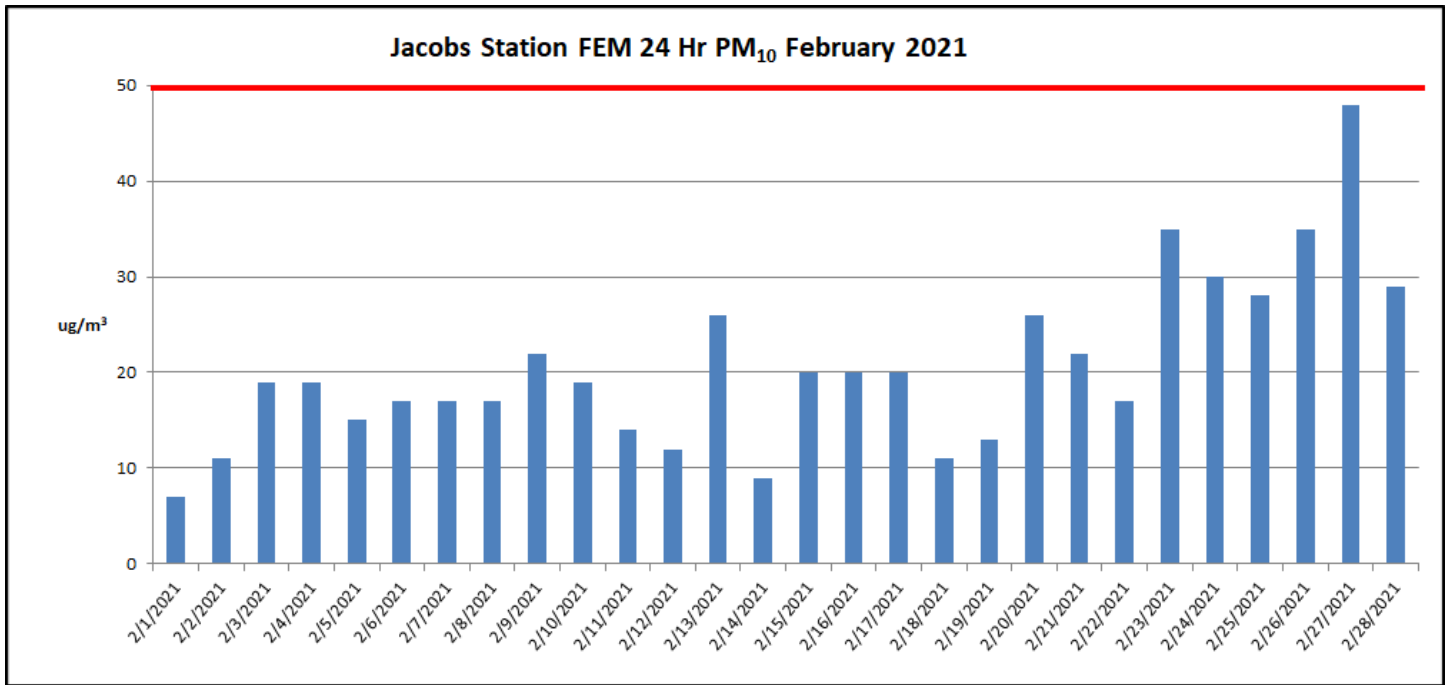
	Jacobs	Crescent City	Weaverville
Max FEM 24-hour PM₁₀ (February 2021)	96%	NA	NA
FEM PM₁₀ Rolling Arithmetic Mean (March 2020-February 2021)	104%	NA	NA
Max FRM 24-hour PM_{2.5} (November-December 2020)	105%	NA	NA
FRM PM_{2.5} Rolling Arithmetic Mean (January 2020 – December 2020)	76%	NA	NA
Max non-FEM 24-hour PM_{2.5} (February 2021)	NA	37%*	49%*
Non-FEM PM_{2.5} Rolling Arithmetic Mean (March 2020- February 2021)	NA	91%*	106%**

- Data unavailable

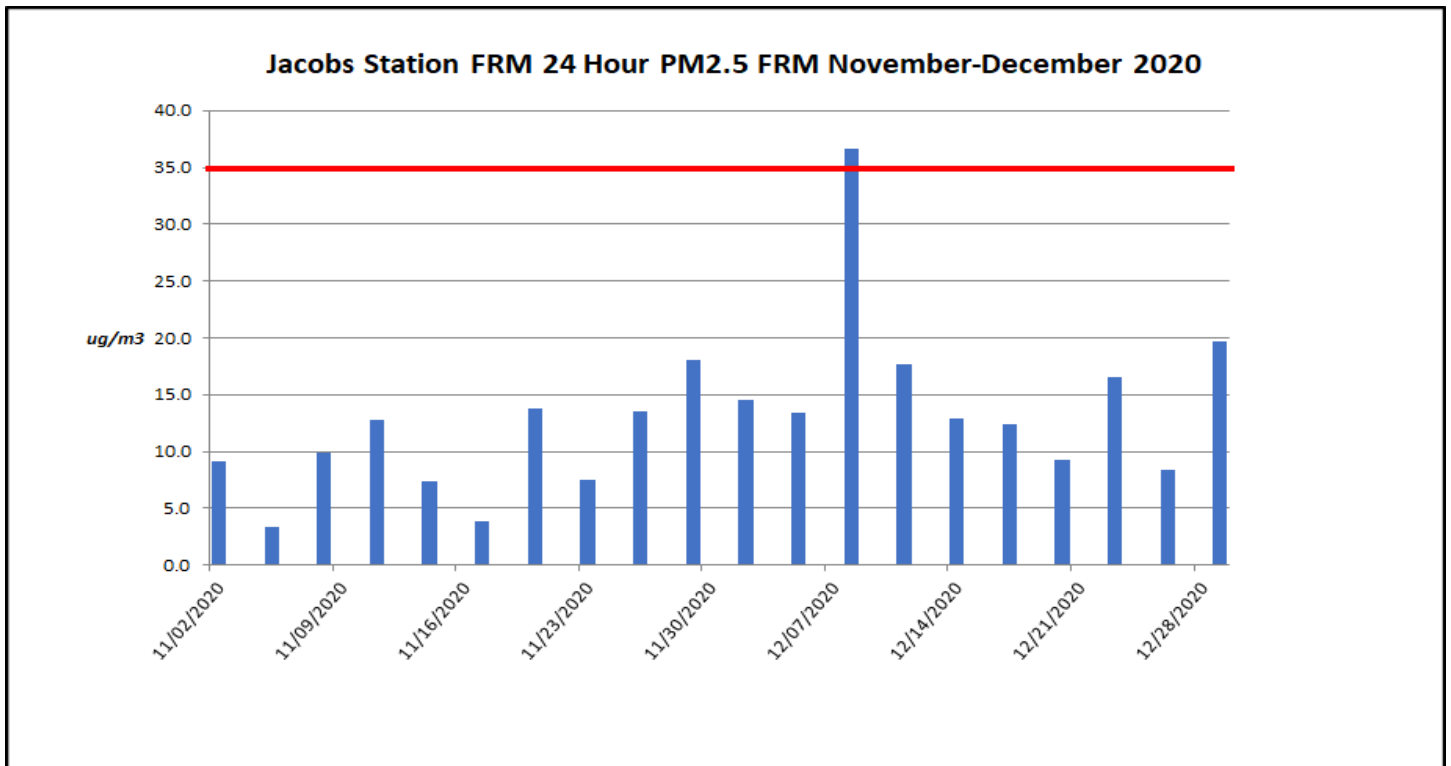
* Instrument not used for Federal Attainment Designation

** Includes wildfire data which is excluded from attainment designation decisions

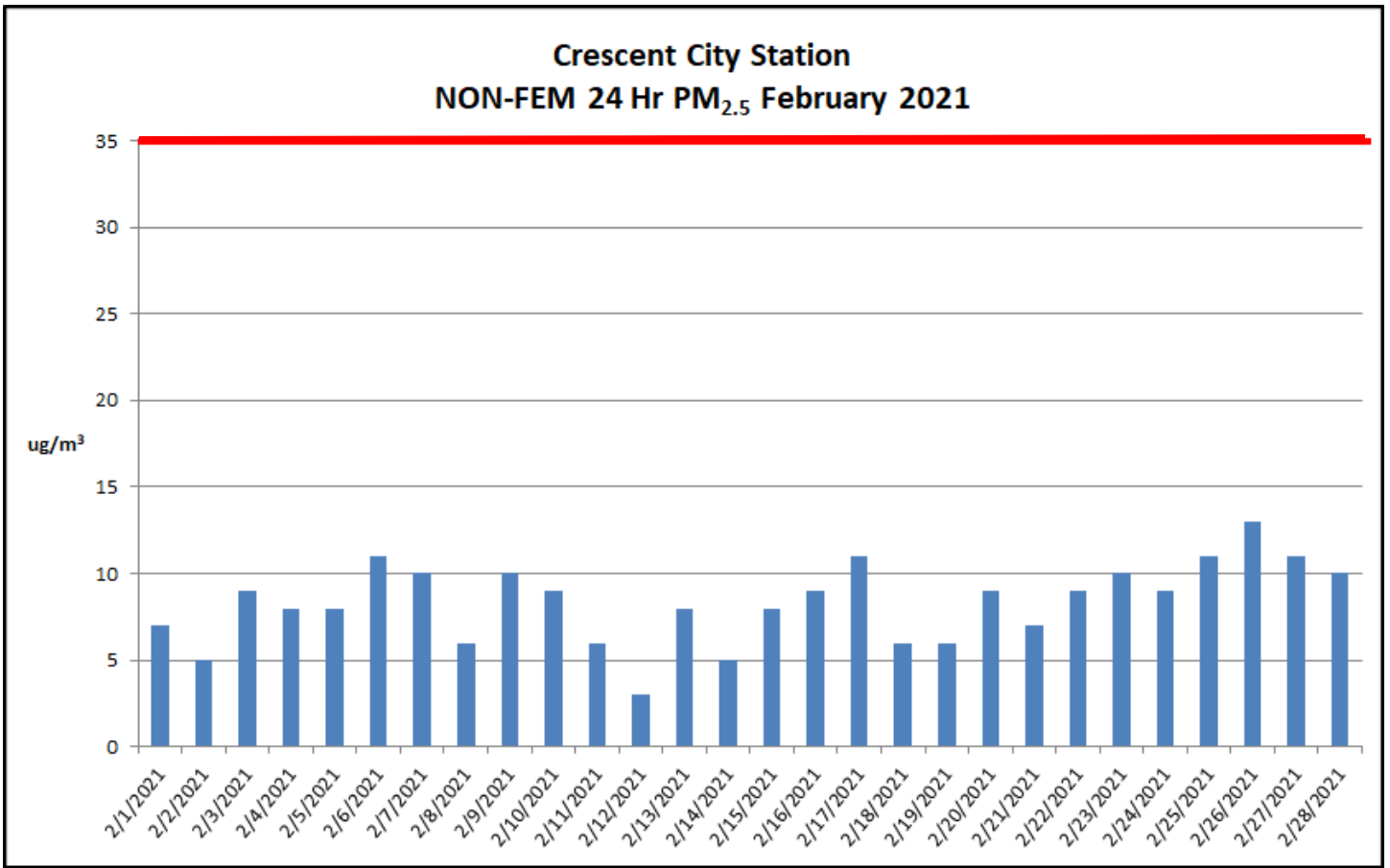
Detailed Graphs:



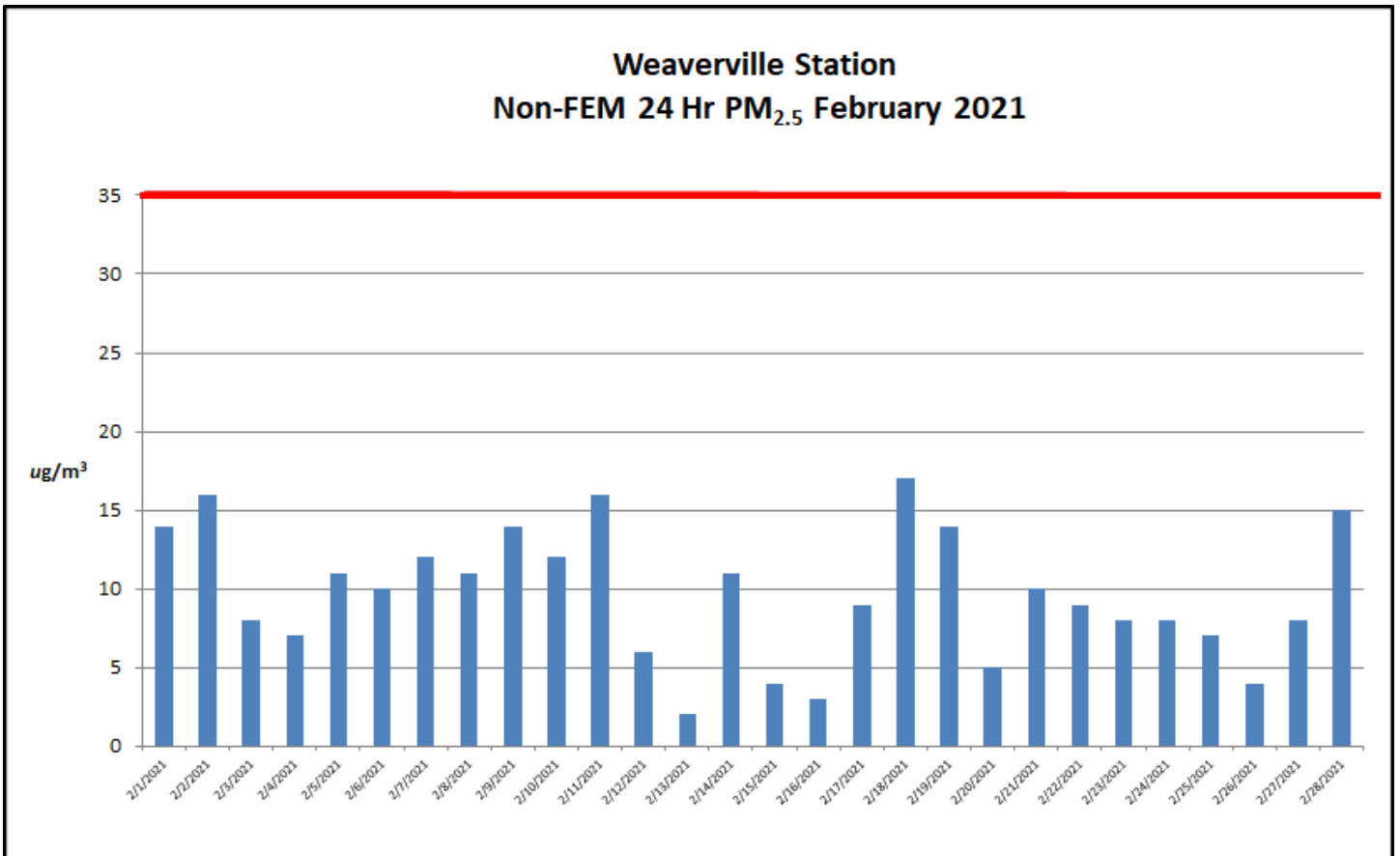
- 24 Hour California AAQS is 50 ug/m³, Federal AAQS is 150 ug/m³.
- California Annual Arithmetic Mean AAQS is 20 ug/m³.
- Humboldt County is classified as non-attainment for this pollutant.



- Federal AAQS is 35 ug/m³. There is no separate state standard.

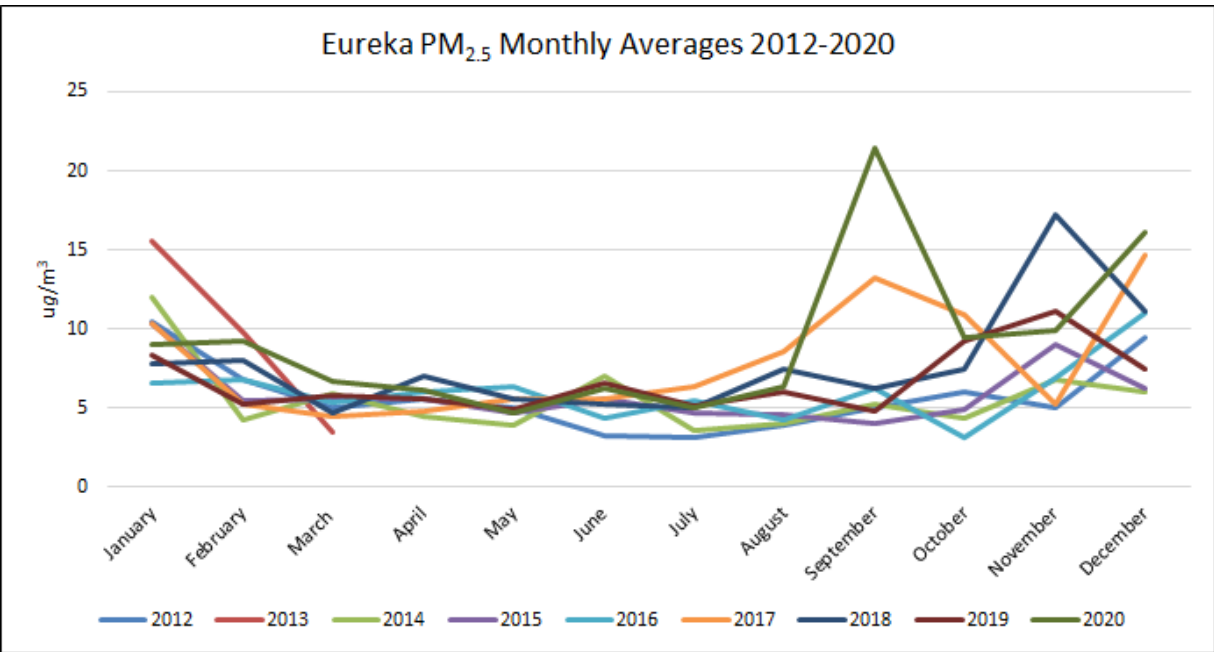
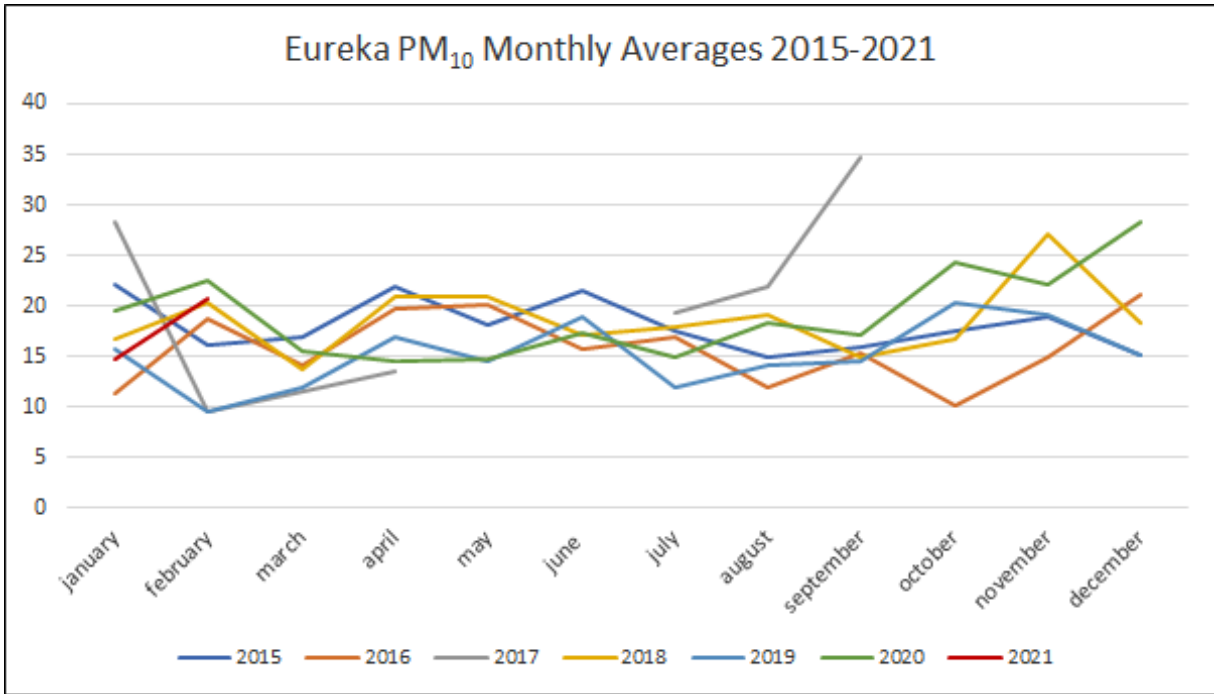


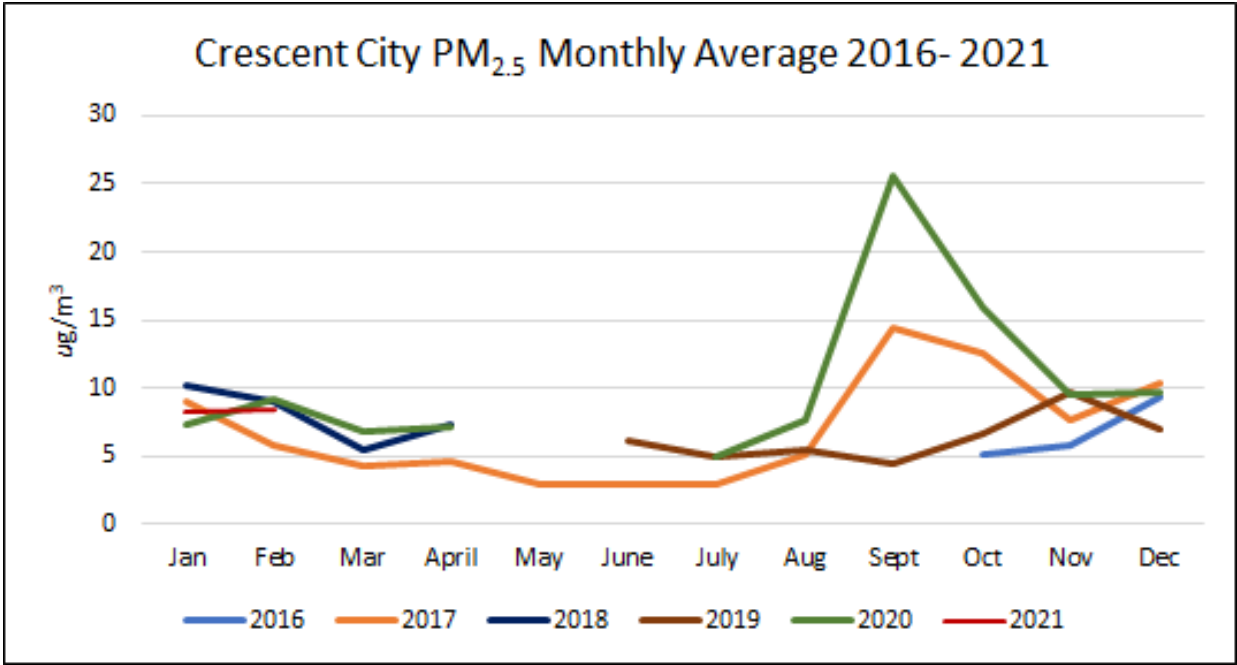
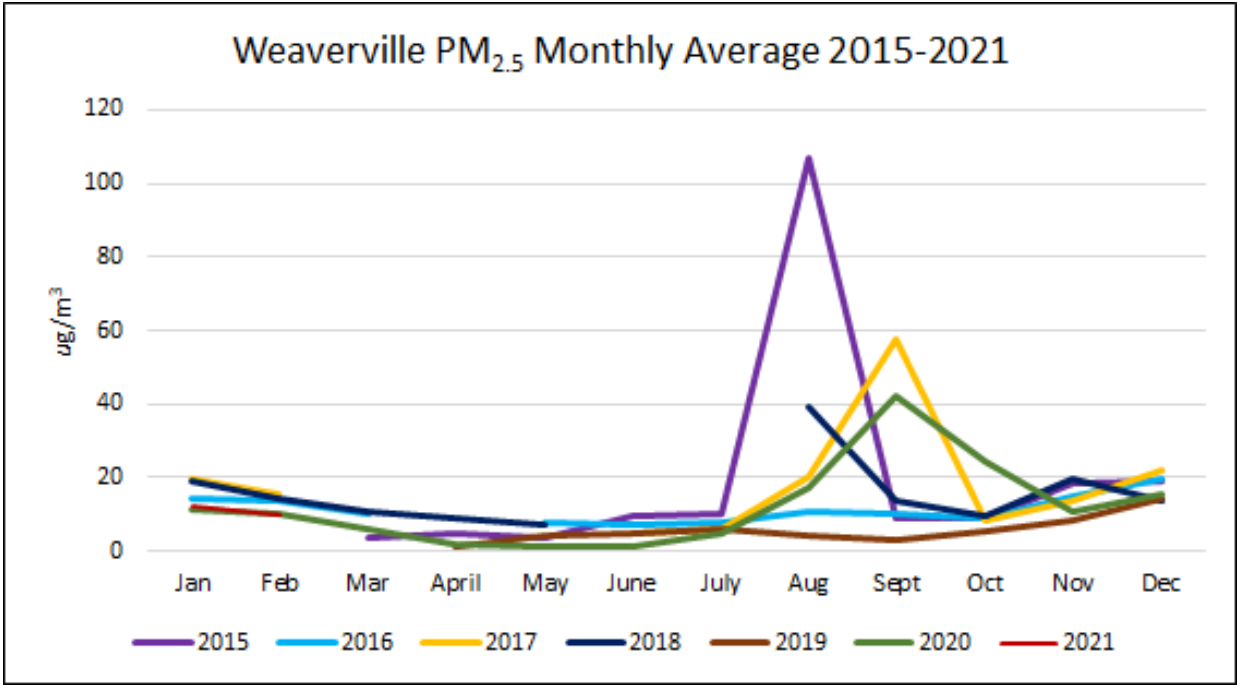
- Federal AAQS is 35 ug/m³. There is no separate state standard.



- Federal AAQS is 35 ug/m³. There is no separate state standard.

Particulate Matter Trends





Agenda Item: 4.3

**North Coast Unified
Air Quality Management District**

707 L Street, Eureka, CA 95501

(707) 443-3093

www.ncuagmd.org



TO: North Coast Unified Air Quality Management District Board

FROM: Jason Davis, Deputy APCO

SUBJECT: Follow Up On Clean Cars 4 All Program Discussion

DATE: May 20, 2021

ACTION REQUESTED: Accept and File

SUMMARY:

Staff initially provided an agenda item on the Clean Cars 4 All (CC4A) Program at the March 2021 meeting, and at that time, some additional data was requested. This memorandum was prepared to satisfy said request.

To recap, a Humboldt County resident requested that the Board consider implementation of a CC4A program in our jurisdiction. In response, Staff reviewed local attainment goals and control strategies as well as greenhouse gas reduction targets for our region. The preliminary results of a feasibility analysis were presented in March. Implementation of the CC4A program locally would help to further the District's attainment goals. However when considering the full suite of control strategies the District may implement to achieve our mandated health based goals, there are other less resource intensive options available. Overall, Staff did not recommend implementing such a program at this time, but wanted to respond to the citizen request and raise awareness of the program option.

California continues to lead the nation in efforts to transition from fossil fuel based transportation systems to more sustainable solutions utilizing renewable energy sources. These efforts include both the creation of regulatory standards (emission limits) for new vehicles sold in California as well as offering financial incentives to accelerate vehicle fleet turnover. More recently, the California Air Resources Board (CARB) was tasked by the State Legislature to ensure equity in its approach to fleet modernization and, in response, CARB created the CC4A program.

The CC4A program helps California residents replace old, polluting cars with cleaner, more fuel-efficient vehicles by providing financial incentives to lower-income consumers living in disadvantaged communities. The alternative transportation technologies available at scale in our area and funded by the program include:

- Hybrid Electric Vehicles
- Plug-in Hybrid Vehicles
- Battery Electric Vehicles

Replacement Vehicle Options & Characteristics

- Purchase or Lease, New or Used.
- Replacement unit may not be more than 8 model years old.
- Mileage must be less than 75,000 at time of purchase.
- Purchase price may not exceed \$46,000.
- If financed, loan interest rate may not exceed 16%.

Other Key Program Aspects

- CC4A is currently implemented by Sacramento AQMD, San Joaquin APCD, Bay Area AQMD, South Coast AQMD. No small or medium districts participating, yet.
- 100 % reimbursement of District implementation cost potential.

Feasibility Study

For comparison purposes, Staff assumed the District might implement a program identical to that implemented by the Bay Area AQMD. A feasibility analysis was conducted where the potential applicant pool was estimated, the potential funding need quantified, cost recovery mechanism identified, and the maximum District resource commitment required calculated. To gauge the size of the potential applicant pool, Staff reviewed income data for each of the three counties. The data reviewed was collected as part of the American Community Survey, a project managed by the US Census Bureau¹. Income information for households, households with families, households with married couples, and nonfamily households in inflation adjusted 2019 dollars was then tabulated.

To further leverage CC4A funding, awards vary based on participant income. A three-tiered structure is used by the Bay Area AQMD where a base value, mid value, and maximum award value are established for each transportation option. For comparison purposes, staff assumed only the replacement vehicle option would be utilized locally and assumed an award valuation of \$5,500, \$7,500, and \$9,500 respectively. The award values proposed are consistent with that of the Bay Area AQMD's program.

Findings

Assuming 1% of the eligible households within the tri-county area participated, there exists the potential for replacement of 571 units (vehicles). Assuming that level of participation, the total project funding (need) amounts to \$4.6 million with the potential for an additional \$233,700 to offset District costs for implementation. Program commitment entails outreach, project evaluation, inspection of the old vehicle, inspection of new vehicle, processing of the reimbursement request, and record keeping and reporting. With the administrative funds available and then expended at the FY 21-22 District hourly rate, 2.6 hours to 3.1 hours of staff time (person hours) would be available per project. The range is dependent upon which eligibility class data set is used as the basis for the estimate. To prepare a conservative estimate, Staff assumed the *Married Couples-Families* data set was representative of the applicant pool. To properly implement the program as currently designed, Staff estimates 5 to 7 hours per project would be necessary.

Staff anticipates in the coming years that the CC4A will change toward a voucher-based program which will simplify program administration. Voucher-based programs typically fall within the range of 3 to 4 hours of staff time to implement per project. Implementation of the CC4A program locally would only help to further the District's attainment goals. When considering the full suite of control strategies the District may implement to achieve our mandated health based goals, there are other less resource intensive options available the Board may wish to consider overall.

¹ Income In The Past 12 Months, ACS 5 Year Estimate, Data Table S1901, American Community Survey, US Census Bureau, www.data.census.gov

Income in the Past 12 months (2019 Inflation Adjusted Dollars)

Del Norte County	Households		Families		Married Couple Families		Nonfamily Households	
	Estimate	Margin of Error	Estimate	Margin of Error	Estimate	Margin of Error	Estimate	Margin of Error
Total	9,945	±282	6,135	±383	4,295	±368	3,810	±393
Less than \$10,000	7.60%	±1.9	7.00%	±2.3	5.60%	±3.1	9.40%	±3.4
\$10,000 to \$14,999	7.40%	±1.7	3.40%	±1.5	1.90%	±1.5	14.60%	±3.3
\$15,000 to \$24,999	12.90%	±2.5	10.40%	±2.9	6.30%	±2.3	17.90%	±4.6
\$25,000 to \$34,999	13.00%	±2.4	10.10%	±2.5	7.20%	±2.7	16.50%	±4.7
\$35,000 to \$49,999	11.90%	±2.2	12.40%	±3.2	10.70%	±3.4	10.80%	±3.2
\$50,000 to \$74,999	18.80%	±2.9	21.10%	±3.9	22.30%	±5.1	15.60%	±5.0
\$75,000 to \$99,999	10.50%	±1.9	14.20%	±2.9	17.50%	±3.7	3.80%	±1.7
\$100,000 to \$149,999	12.40%	±2.0	14.60%	±2.6	19.00%	±3.5	8.00%	±3.2
\$150,000 to \$199,999	2.10%	±0.9	2.20%	±1.1	3.10%	±1.6	2.10%	±1.7
\$200,000 or more	3.40%	±1.0	4.60%	±1.7	6.40%	±2.4	1.40%	±1.3
Median income (dollars)	45,283	±5,017	57,189	±3,514	70,175	±4,775	29,725	±4,275
Mean income (dollars)	63,515	±3,767	72,940	±5,589	N	N	46,481	±5,870
PERCENT ALLOCATED								
Household income in the past 12 months	39.70%	(X)	(X)	(X)	(X)	(X)	(X)	(X)
Family income in the past 12 months	(X)	(X)	43.90%	(X)	(X)	(X)	(X)	(X)
Nonfamily income in the past 12 months	(X)	(X)	(X)	(X)	(X)	(X)	31.90%	(X)

Humboldt County	Households		Families		Married Couple Families		Nonfamily Households	
	Estimate	Margin of Error	Estimate	Margin of Error	Estimate	Margin of Error	Estimate	Margin of Error
Total	54,679	±795	30,179	±829	20,959	±676	24,500	±875
Less than \$10,000	7.40%	±0.9	3.40%	±0.8	1.20%	±0.6	13.30%	±1.7
\$10,000 to \$14,999	7.70%	±0.9	3.60%	±0.8	1.30%	±0.6	13.40%	±1.6
\$15,000 to \$24,999	11.30%	±0.9	7.70%	±1.0	4.60%	±1.0	16.10%	±1.6
\$25,000 to \$34,999	10.70%	±0.9	8.40%	±1.2	6.50%	±1.4	13.80%	±1.6
\$35,000 to \$49,999	14.50%	±1.0	13.80%	±1.1	11.70%	±1.4	15.50%	±1.8
\$50,000 to \$74,999	17.10%	±1.1	20.20%	±1.8	20.80%	±2.2	13.20%	±1.4
\$75,000 to \$99,999	11.70%	±1.1	14.90%	±1.6	18.00%	±2.0	6.80%	±1.0
\$100,000 to \$149,999	11.40%	±1.1	16.00%	±1.4	20.30%	±2.0	5.10%	±1.1
\$150,000 to \$199,999	4.20%	±0.7	6.20%	±1.0	7.90%	±1.3	1.20%	±0.4
\$200,000 or more	4.10%	±0.6	5.80%	±0.9	7.80%	±1.2	1.60%	±0.7
Median income (dollars)	48,041	±1,798	64,790	±2,977	78,312	±3,352	28,797	±1,666
Mean income (dollars)	68,313	±2,555	85,105	±3,104	100,849	±4,013	44,546	±3,821
PERCENT ALLOCATED								
Household income in the past 12 months	37.30%	(X)	(X)	(X)	(X)	(X)	(X)	(X)
Family income in the past 12 months	(X)	(X)	38.00%	(X)	(X)	(X)	(X)	(X)
Nonfamily income in the past 12 months	(X)	(X)	(X)	(X)	(X)	(X)	35.00%	(X)

Income in the Past 12 months (2019 Inflation Adjusted Dollars)

Trinity County	Households		Families		Married Couple Families		Nonfamily Households	
	Estimate	Margin of Error	Estimate	Margin of Error	Estimate	Margin of Error	Estimate	Margin of Error
Total	5,939	±251	3,425	±315	2,432	±271	2,514	±308
Less than \$10,000	9.90%	±2.6	7.90%	±3.2	4.40%	±2.5	13.90%	±4.8
\$10,000 to \$14,999	7.20%	±2.3	2.60%	±1.5	1.30%	±1.1	13.30%	±4.9
\$15,000 to \$24,999	14.90%	±3.4	11.00%	±4.1	5.80%	±3.3	20.40%	±6.1
\$25,000 to \$34,999	12.00%	±2.9	9.50%	±3.7	11.70%	±4.6	16.20%	±5.2
\$35,000 to \$49,999	15.90%	±3.4	19.00%	±4.6	17.10%	±5.7	13.60%	±5.3
\$50,000 to \$74,999	17.70%	±4.0	20.60%	±5.2	24.80%	±7.1	11.40%	±4.1
\$75,000 to \$99,999	8.70%	±2.3	10.60%	±3.4	10.80%	±3.5	5.90%	±2.6
\$100,000 to \$149,999	9.10%	±2.7	11.90%	±4.0	16.70%	±5.6	3.80%	±1.7
\$150,000 to \$199,999	3.30%	±1.6	4.70%	±2.4	5.60%	±3.0	1.30%	±1.5
\$200,000 or more	1.30%	±1.0	2.20%	±1.6	2.00%	±1.7	0.10%	±0.2
Median income (dollars)	40,846	±3,837	50,114	±7,950	62,164	±8,519	27,421	±4,804
Mean income (dollars)	54,714	±5,473	67,374	±8,459	N	N	35,223	±3,632
PERCENT ALLOCATED								
Household income in the past 12 months	35.00%	(X)	(X)	(X)	(X)	(X)	(X)	(X)
Family income in the past 12 months	(X)	(X)	36.40%	(X)	(X)	(X)	(X)	(X)
Nonfamily income in the past 12 months	(X)	(X)	(X)	(X)	(X)	(X)	33.10%	(X)

Total for All 3 Counties	Households		Families		Married Couple Families		Nonfamily Households	
	Estimate	Margin of Error	Estimate	Margin of Error	Estimate	Margin of Error	Estimate	Margin of Error
Total	70,563		39,739		27,686		30,824	
Less than \$10,000	5,390		1,726		600		3,966	
\$10,000 to \$14,999	5,374	Max	1,513	Max	386	Max	4,173	Max
\$15,000 to \$24,999	8,347		3,735		1,376		5,140	
\$25,000 to \$34,999	7,857		3,864		1,956		4,417	
\$35,000 to \$49,999	10,055	Mid	6,049	Mid	3,328	Mid	4,551	Mid
\$50,000 to \$74,999	12,271		8,900		5,920		4,115	
\$75,000 to \$99,999	7,958	Base	6,272	Base	4,788	Base	1,959	Base
\$100,000 to \$149,999	8,006		6,689		5,477		1,651	
\$150,000 to \$199,999	2,702		2,251		1,925		407	
\$200,000 or more	2,657		2,282		1,959		448	
Median income (dollars)								
Mean income (dollars)								
PERCENT ALLOCATED								
Household income in the past 12 months								
Family income in the past 12 months								
Nonfamily income in the past 12 months								

Clean Cars 4 All - Funding Potential					
Eligibility Class	Funding Level	Number Eligible	Participation Scenarios		
			100%	10%	1%
Household	Max	26,968	\$ 256,196,000.00	\$ 25,619,600.00	\$ 2,561,960.00
	Mid	22,326	\$ 167,445,000.00	\$ 16,744,500.00	\$ 1,674,450.00
	Base	7,958	\$ 43,769,000.00	\$ 4,376,900.00	\$ 437,690.00
Families	Max	10,838	\$ 102,961,000.00	\$ 10,296,100.00	\$ 1,029,610.00
	Mid	14,949	\$ 112,117,500.00	\$ 11,211,750.00	\$ 1,121,175.00
	Base	6,272	\$ 34,496,000.00	\$ 3,449,600.00	\$ 344,960.00
Married Couple Families	Max	4,318	\$ 41,021,000.00	\$ 4,102,100.00	\$ 410,210.00
	Mid	9,248	\$ 69,360,000.00	\$ 6,936,000.00	\$ 693,600.00
	Base	4,788	\$ 26,334,000.00	\$ 2,633,400.00	\$ 263,340.00
Nonfamily Households	Max	17,696	\$ 168,112,000.00	\$ 16,811,200.00	\$ 1,681,120.00
	Mid	8,666	\$ 64,995,000.00	\$ 6,499,500.00	\$ 649,950.00
	Base	1,959	\$ 10,774,500.00	\$ 1,077,450.00	\$ 107,745.00

Clean Cars 4 All - Program Design Considerations						
Eligibility Class	Funding Level	Number Eligible	Participation Scenario	Project Funds Potential	Administrative Funds Potential	Program Design (hrs/project)
			1%			
Household	Max	269	\$ 2,561,960.00			
	Mid	223	\$ 1,674,450.00	\$ 4,674,100.00	\$ 233,705.00	2.9
	Base	79	\$ 437,690.00			
Families	Max	108	\$ 1,029,610.00			
	Mid	149	\$ 1,121,175.00	\$ 2,495,745.00	\$ 124,787.25	2.8
	Base	62	\$ 344,960.00			
Married Couple Families	Max	43	\$ 410,210.00			
	Mid	92	\$ 693,600.00	\$ 1,367,150.00	\$ 68,357.50	2.6
	Base	47	\$ 263,340.00			
Nonfamily Households	Max	176	\$ 1,681,120.00			
	Mid	86	\$ 649,950.00	\$ 2,438,815.00	\$ 121,940.75	3.1
	Base	19	\$ 107,745.00			

Agenda Item: 5

Agenda Item: 6

**North Coast Unified
Air Quality Management District**

707 L Street, Eureka, CA 95501

(707) 443-3093

www.ncuaqmd.org



TO: North Coast Unified Air Quality Management District Board

FROM: Brian Wilson, APCO

SUBJECT: Proposed FY 2021-22 District Budget

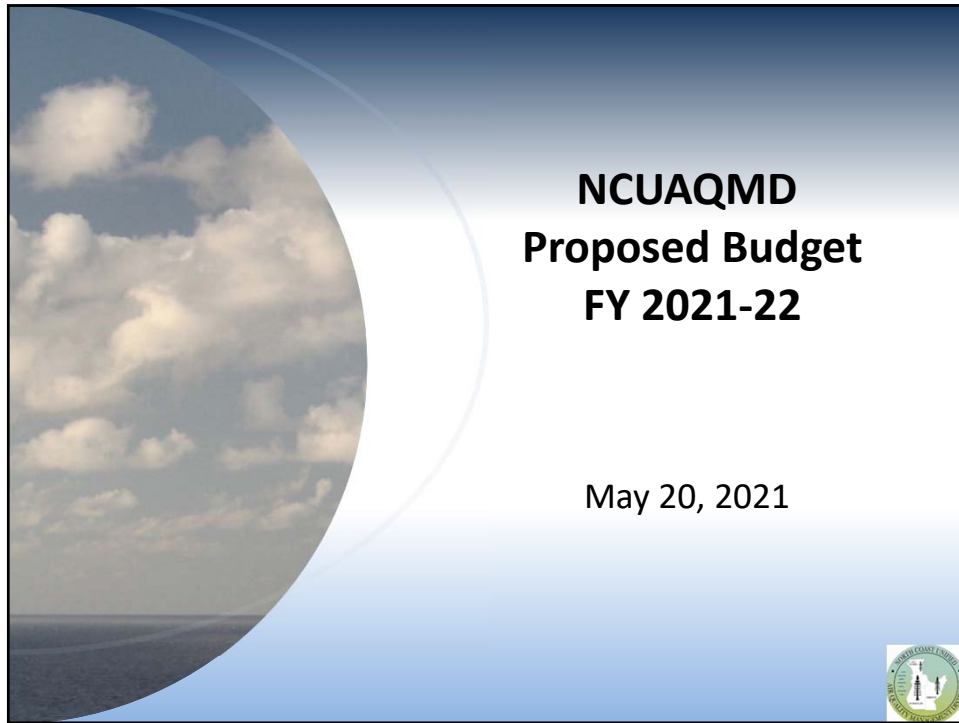
DATE: May 20, 2021

ACTION REQUESTED: Close Public Hearing and Adopt the Proposed FY 2021-22 District Budget by Roll-Call Vote

SUMMARY:


Attached is the final draft of the Proposed FY 2021-22 District Budget. No public comments have been received regarding the proposed budget.

Staff will provide additional information at the meeting and answer any questions. The Board is requested to close the Public Hearing and adopt the Proposed FY 2021-22 District Budget by roll-call vote.




NCUAQMD Proposed Budget FY 2021-22

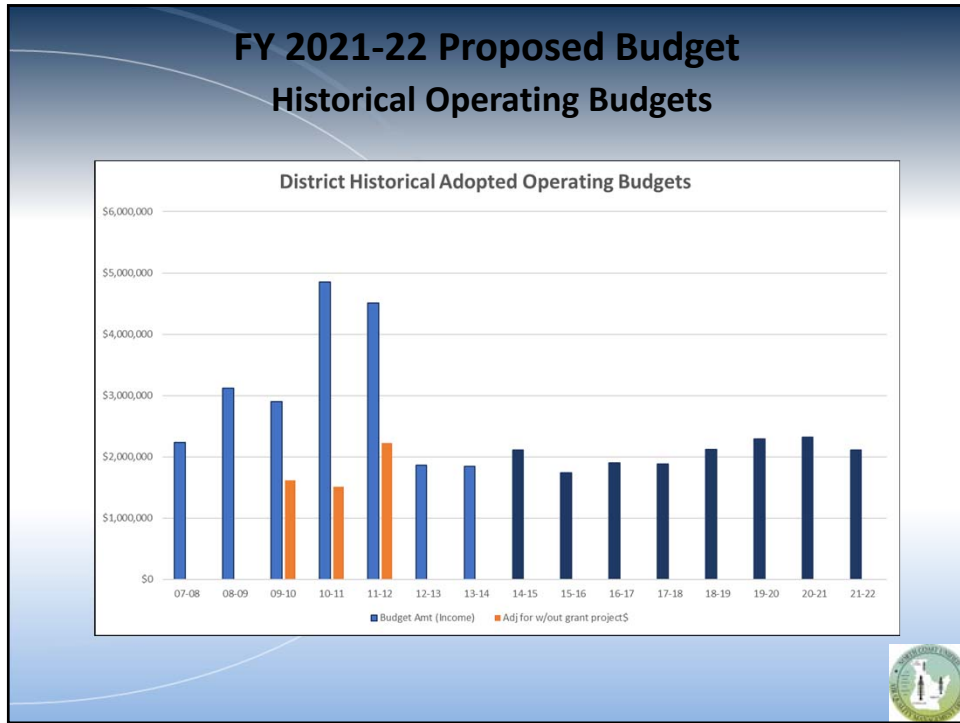
May 20, 2021



FY 2021-22 Proposed Budget Background Information

- DRAFT Proposed Budget was discussed at the April 15, 2021 Governing Board meeting
- Noticed per California Health & Safety Code, Section 40131
 - Public Notice published March 15, 2021
 - 30-day public comment period began March 15, 2021.
 - Initial public hearing began on April 15, 2021 at the last Board meeting and was continued to this meeting
 - Proposed Draft Budget has been available for public review in the District office and on the website.
 - No public comments have been received.







- ### FY 2021-22 Proposed Budget Key Reminders
- Revenue items can vary greatly (permits, applications, major source (Title V) fees on production/usage, fees based on emissions, grant admin, etc.).
 - Expense items can vary greatly (wildfire response unfunded, Group Insurance rate increases, air monitoring station equipment repairs, grant admin, etc.).
 - Reimbursement income from grants may not match grant amount allocated under agreement.
 - Grant Administration funds may be received in a prior FY and spent from the Reserve Fund in another FY.
 - Growing Debt obligations: OPEB \$3.3million, Pension \$1.3 million

FY 2021-22 Proposed Budget Changes from Draft Budget

Account # & Name	Proposed Draft	Proposed Final	Change
<u>INCOME</u>			
#47100 – Carl Moyer Program Grant	\$290,508	\$290,653	+\$145
#47100 – Carl Moyer Program Grant carryover	\$0	\$316,206	+\$316,206
#47100A – Carl Moyer Program Grant Admin	\$40,501	\$41,522	+\$1,021
#47350 – State Reserve (Multi-District) Grant	\$50,000	\$44,835	-\$5,165
#47355 – State Reserve Grant Admin	\$6,250	\$6,405	+\$155
<u>EXPENSE</u>			
#68100 – Carl Moyer Program Grant	\$291,508	\$607,859	+\$316,351
#68100A – Carl Moyer Program Grant Admin	\$32,401	\$33,218	+\$817
#68100A – Carl Moyer Program Admin carryover	\$8,100	\$8,304	+204
#47350 – State Reserve (Multi-District) Grant	\$255,000	\$219,835	-\$5,165
#47355 – State Reserve Grant Admin Carryover to next fiscal year	\$1,250	\$1,405	+\$155



- ### FY 2021-22 Proposed Budget Key Highlights
- Overall the Budget is very similar to last adopted FY budget.
 - A \$2.3 million dollar Operating Budget, that includes management and disbursement of \$45.5 million dollars in grant programs.
 - District operating expenses about the same except for outside support costs to determine OPEB & Pension financial debts
- 

FY 2021-22 Proposed Budget Key Highlights (cont.)

Income items:

- No increases to source fee tables for permitted sources in over six years.
- Less revenue anticipated again due to waiving Burn Program fees for NS burn permits and smoke management plans for prescribed fire [#43050 and #43125].
- Uncertain revenue (~\$60k) from closure of 2 Major/Title V sources [#43150].
- Predicting less direct reimbursement admin income from RSBPP for YR2, YR3, YR4 grant years [#47331-3]



FY 2021-22 Proposed Budget Key Highlights (cont.)

Expense items:

- Outside contract employee is support for RSBPP grant program and directly reimbursed [Line item#60100].
- Pension debt (CalPERS) increased by \$20k (and pending larger increases due to pension fund losses) [#60150].
- Part of Professional & Special Services [#60450] moved to:
 - Office Services [#65350]
 - Maintenance PC/Programs [#60550]
- Large \$10k increase in General Liability Insurance [#60350]
- Purchase of new air monitoring equipment (PM2.5 device)[#66105]
- Pending substantial pension obligation increases from CalPERS fund losses [#60150]



FY 2021-22 Proposed Budget Key Highlights (cont.)

- Despite slight decrease in revenue, and increase in expenses due to debt, the overall bottom line slight deficit due most likely to growing pension debt payments (Retirement – CalPERS) [#60150]
- Grant admin income for some grants has emerged as only method to address every increasing OPEB & Pension debt.
- No expense line items yet to address debt - difficult to have a true balanced budget until this is addressed.



Approval of FY2021-22 Budget is by Roll Call Vote

Discussion/Questions?



North Coast Unified Air Quality Management District - Proposed FY 2021-22 Budget

ACCOUNT NUMBER	ACCOUNT NAME	FY 2020-21 ADOPTED	FY 2021-22 PROPOSED	DESCRIPTION AND DETAILS OF ACCOUNTS
REGULAR INCOME				
PERMITS				
43050	Non-Standard Burn Permits	120,000	120,000	The Burn Program under District Reg II locally implements CCR Title 17 requirements for open burning. The larger permit is a "Non-Standard" Burn Permit (and may allow other types of burning such as property development, hazard reduction, prescribed burns, etc.). Current fees are tiered for the size of the burn and vary from \$40 (burns<1 acre mt), \$80 (1-10 acres), \$500 (100-300 acres), \$1,250 (burns>300 acres).
43100	Standard Burn Permits	60,000	60,000	The Burn Program under District Reg II local implements CCR Title 17 requirements for open burning. The smaller permit is a "Standard" Burn Permit that is typically for most residential properties. Current fee is \$20.
43125	Smoke Management Plans (SMPs)	-	-	SMP's are required in conjunction with some Non-Standard Burn Permits when burning could impact a sensitive receptor (school, hospital, centers, homes, etc.) and/or the amount of material to be burned exceeds that outlined in District rules. SMP's are each reviewed and approved, and burning must be done within prescription with a Burn Authorization on a Burn Day. Current Fee is \$65.
43150	Title V Permits	286,522	290,000	The 1990 Amendments to the Federal Clean Air Act (CAA) include a comprehensive operating permit program in Title V (40 CFR Part 70). The Title V permit combines, in a single document, all Federal CAA requirements that apply to these "Major" sources. The District has identified four facilities that are considered Major sources and are subject to the Title V permit program requirement: DG Fairhaven, Pacific Gas & Electric, Humboldt Sawmill Company, and Blue Lake Power.
43160	Synthetic Minor Permits	3,973	4,000	Synthetic Minor Sources are not considered a Major (Title V) source because permit conditions restrict operation so that its potential to emit emissions are below that for a Major source.
43200	Permits to Operate (PTOs)	188,853	200,000	Annual renewal permit fees for Minor stationary source(s) of emissions and mobile equipment under existing PTOs, such as diesel engines, hot mix asphalt plants, crematories, etc. District fees established pursuant to H&SC Section 42311.
43250	Authority To Construct (ATC) Permits	10,000	15,000	Initial construction permit fees for stationary source and mobile equipment, such as diesel engines, hot mix asphalt plants, crematories, GDFs, etc. Applications received can vary depending on economy, construction activity, etc.
43300	Vapor Recovery Permits	84,532	86,900	Vapor recovery permits are required by District regulations for gas stations (Gasoline Dispensing Facilities-GDFs), bulk terminals, and for Soil Vapor Extractions (SVE).
TOTAL		753,880	775,900	
FEES				
44025	District share State-wide PERP Fees	20,000	20,000	Under state law, owners or operators of portable diesel engines and certain other types of equipment can register their units under ARB's statewide Portable Equipment Registration Program (PERP) in order to operate their equipment throughout California. These funds represent the District's share of inspection fees for registrations.
44050	Emission Reduction Fees	-	-	Pursuant to federal, state, and local laws, voluntary, unrequired emission reductions initiated by stationary sources which are real, permanent and validated may be banked and used for offset credit toward non-attainment pollutants.
44150	Application Fees	1,500	2,000	Application fees for permits such as ATCs, existing permit revisions, and existing equipment not under permit (PTOs). Applications received can vary depending on economy, construction activity, etc.
44200	ATCM Regulation(s) Fees	275	250	Fees associated with State Air Toxic Control Measures (ATCMs) including Naturally Occurring Asbestos (NOA) mitigation plans.
44250	Asbestos NESHAP Fees	20,000	20,000	The EPA minimizes asbestos emission exposure through the National Emission Standards for Hazardous Air Pollutants (NESHAP) pursuant to 40 CFR Part 61. The Asbestos NESHAP provisions require notification and inspection prior to building demolition activity. Fees cover the review and approval of applicatons and the issuance of asbestos abatement permits. Applications received can vary depending on economy, construction activity, etc.
44350	GHG Fees	126,987	135,000	Applies to sources which have potential to emit Greenhouse Gases (GHGs) such as stationary sources and those affected by the state refrigerant management program. This covers tracking, permitting, inspecting, and emission inventory management.
44400	Hearing Board & Excess Emission Fees	-	-	Under limited conditions, stationary sources may apply for a variance from District regulations by submitting a petition to the District Hearing Board. This account tracks Hearing Board petition fees and Excess Emission Fees.
44510	Hot Spots Emission Inventory	-	2,500	On a quadrennial basis, the District bills stationary sources in accordance with Regulation IV, Rule 407(3.2) for cancerous and non-cancerous health effects. The billing covers the cost of updating emissions inventory per AB2588, Hot Spots.
44600	Air Monitoring Funds (Designated)	90,652	93,200	All permitted sources (PTOs, Vapor Recovery, etc.) pay an air monitoring fee that is designated toward support of the District's Air Monitoring network and activities.
44900	Other Fees	-	-	Miscellaneous fees that do not fall into other fee accounts such as expedite fees, outside contract engineering, permit modifications, etc.
TOTAL		259,414	272,950	
PENALTIES				
46050	Settlements, Civil	20,000	20,000	Revenue collected from the District's Civil Penalty Fee Program established pursuant to H&SC Section 42402.5 and 42403. The amount Notice of Violations (NOVs) varies each year. This amount can vary quite a bit, but generally there are always payments associated with NOVs each year.
46100	Late Payments	-	-	Assessment of late payments on past due invoices.
TOTAL		20,000	20,000	
Page 45 of 67				

North Coast Unified Air Quality Management District - Proposed FY 2021-22 Budget

ACCOUNT NUMBER	ACCOUNT NAME	FY 2020-21 ADOPTED	FY 2021-22 PROPOSED	DESCRIPTION AND DETAILS OF ACCOUNTS
STATE FUNDS				
47050	Subvention, Base	103,200	103,200	Air districts received State Subvention funds because the Legislature recognized that the districts face a number of program mandates under state law that cannot be fully funded (or in some cases, funded at all) through fees on stationary sources or with motor vehicle registration surcharge funds. There are specific requirements and limits for which this money can be used. Under H&SC Section 39802, Base Subvention funding is provided/subvened at a rate of up to \$0.23 per capita but not less than \$34,000 (\$18,000 each county).
47055	Subvention, Supplemental	32,150	30,000	Supplemental Subvention funding received under H&SC 39810 are for programs or expenditures that have been allocated per the District's yearly application and approved by the State. Funds could be targeted for activities such as staff training, rule/SIP revisions, public outreach, unrecovered enforcement costs, supplemental air monitoring equipment and supplies, etc.
47060	CARB AB 617 Community Air Protection Grant Agreement Funding	-	-	Direct reimbursement funding under grant agreement for AB 617 Community Air Protection Program activities such as source evaluations, plan preparation, monitoring, community meetings, reduction plans, emissions reporting, and BARCT implementation. Grant agreement may be amended in future years. YR1 \$29,325 (FY18/19), YR2 22,659 (FY19/20). No state funding for YR3 (FY20/21), and remaining amount to be allocated to Woodsmoke Grant after any AB617 reimbursement expenditures.
47065	CARB AB 197 Emission Inventory Grant Agreement Funding	9,500	9,500	Direct reimbursement funding under grant agreement for AB 197 Emission Inventory activities to review and update emission inventory data in the California Emissions Inventory Development and Reporting System (CEIDARS) database. Annual funding tentatively \$8,500/yr, and grant agreement may be amended in future years. Anticipate annual requests for reimbursement of activities.
47070	CARB Oil & Gas Regulation Grant Agreement Funding	1,000	1,000	Direct reimbursement funding under grant agreement for implementation and enforcement of facilities subject to the CARB Oil & Gas Regulations. The District currently only has one facility that meets the applicability. Anticipate annual requests for reimbursement of activities.
47315	CARB Prescribed Burn Grant Program	100,000	100,000	Direct reimbursement funding under grant agreement for activities that support statewide increase in prescribed fire as envisioned in SB1260/SB960 with CAL FIRE. Under contract with CARB, CAPCOA implements pass through funding to districts via MOA requirements. Each CARB FY grant agreement is for two years implementation. The District uses these funds to offset fee waivers for Non-Standard Burn Permits and Smoke Management Plans (SMPs) associated with prescribed fire projects.
47110	EPA 103 Grant - Air Monitoring PM2.5	9,100	32,418	EPA PM2.5 Grant funds that directly fund District PM2.5 air monitoring efforts (labor, equipment, monitor, etc.)
TOTAL		254,950	276,118	
GRANT ADMINISTRATION FUNDS				
48150	AB923 DMV Surcharge - Admin	17,000	17,000	Administration portion of the AB923 DMV Surcharge (\$2 per vehicle). Administration limited to 6.25% of grant funding.
47331	RSBPP Grant Admin (YR 2)	150,000	25,000	Admin income from direct reimbursement of costs incurred with the administration of the Rural School Bus Pilot Program (RSBPP) for YR 2
47332	RSBPP Grant Admin (YR 3)	150,000	50,000	Admin income from direct reimbursement of costs incurred with the administration of the Rural School Bus Pilot Program (RSBPP) for YR 3
47333	RSBPP Grant Admin (YR 4)	40,000	25,000	Admin income from direct reimbursement of costs incurred with the administration of the Rural School Bus Pilot Program (RSBPP) for YR 4
47215	State Woodsmoke Reduction Grant Admin (YR 2)	17,647	-	Admin income from the CARB Woodsmoke Reduction Grant (YR 2) which provides 9.5% for administrative expenses (0.5% for CAPCOA oversight).
47301	DERA Grant Admin	5,000	-	Admin income from administering CARB's allocation of EPA DERA Grant funds which are spent in conjunction with the RSBPP grant funds.
TOTAL		379,647	117,000	
AB2766 DMV SURCHARGE FUNDING				
48000	AB2766 DMV Surcharge Funding	635,000	635,000	AB2766 Surcharge Funding pursuant to H&SC Sections 44223 and 44225, which authorizes the District to collect up to \$4 per vehicle registered within the District's jurisdiction.
TOTAL		635,000	635,000	
MISCELLANEOUS FUNDS				
49350	Other Miscellaneous Income	2,500	2,500	Miscellaneous items not covered by other accounts such fees received for public records requests, District credit card rebates, refund of electricity used for onsite charging stations, etc.
TOTAL		2,500	2,500	
INTEREST				
80050	Interest, General Account	15,000	15,000	Interest earned on funds held by the Humboldt County Treasurer.
TOTAL		15,000	15,000	
	TOTAL REGULAR INCOME	2,320,391	2,114,468	Page 46 of 67

North Coast Unified Air Quality Management District - Proposed FY 2021-22 Budget

ACCOUNT NUMBER	ACCOUNT NAME	FY 2020-21 ADOPTED	FY 2021-22 PROPOSED	DESCRIPTION AND DETAILS OF ACCOUNTS
REGULAR EXPENSE				
APPROPRIATION FOR CONTINGENCIES				
58000	Appropriation for Contingencies	25,000	25,000	Contingency funds are used to address unanticipated fiscal liabilities and changes in the operational activities of the District, which may occur in the course of the year. Contingency funds represent the District's budgeted non-obligated fund. Many of the District's activities require advance funding to receive direct reimbursement.
TOTAL		25,000	25,000	
SALARIES & WAGES				
60050	Salaries & Wages	1,008,415	1,010,000	Projected annual base salary and wages for 13 1/2 permanent employees, including any COLA or merit increases.
60100	Outside contract employee(s)	-	30,000	Costs for temporary and part time employees as outside contractor/support who are not eligible for standard employee benefits.
60125	Overtime	1,000	1,000	Wages paid for overtime work.
60150	Retirement - CalPERS	252,285	272,500	The District pays a percentage (employee 7% share and employer ~12% share) of gross wages and an annual lump sum amount for the Annual Unfunded Accrued Liability (AUAL). PERS rates and AUAL are established through an actuarial valuation. Costs increase due to the District's pension obligation/debt - this year the AUAL amount represents almost 30% of the total payment to CalPERS.
60175	Employees' Group Insurance	336,500	336,500	District employees are covered under PERS Choice insurance (California Public Employees Retirement System's health insurance plan).
60184	Retirees' Group Insurance	35,335	35,335	This account reflects the cost for retirees' health insurance coverage. This is considered part of the District's Other Post Employment Benefits (OPEB) debt obligation.
60186	SDRMA Dental, Vision, Life Insurance	17,655	17,655	This account reflects the cost of the Special District Risk management Authority (SDRMA) ancillary benefits (which include Dental, Vision and Basic Life insurance for employees).
60190	Workers' Compensation Insurance	12,000	12,000	Workers' compensation insurance is paid yearly and is determined based on a combination of State rates and claims experience.
TOTAL		1,663,190	1,714,990	
PAYROLL TAXES				
60225	Medicare & Social Security Tax	14,625	15,080	The Medicare tax rate is 1.45% of taxable wages, with no wage limit.
60250	CA Taxes, Unemployment Insurance & ETT	2,730	2,450	These taxes are calculated by applying the 2021 contribution rates of 1.5% for State Unemployment Insurance (SUI) and 1% for Employment Training Tax (ETT) to the first \$7,000 wages per employee per calendar year period.
TOTAL		17,355	17,530	
INSURANCE				
60350	General Liability, E&O	16,000	25,000	Premiums for public liability, property damage including fire, burglary, and vehicle coverage, errors and omissions coverage, boiler and money insurance coverage. This expense also includes a rider for various air monitoring stations.
TOTAL		16,000	25,000	
PROFESSIONAL SERVICES				
60450	Professional & Special Services	170,000	125,000	Professional and specialized services including financial and auditing services, legal services, outside consulting/support, etc.
TOTAL		170,000	125,000	
REPAIRS & MAINTENANCE				
60550	Maintenance, Computers & Programs	1,000	28,500	General maintenance costs for computers, software, licenses, and proprietary programs (IT costs, Smartsheet, DocuSign, Zoom, QuickBooks, Google/Gmail, payroll, server, website support, software licences, etc.)
60575	Maintenance, Building	5,000	5,000	Building maintenance and repair costs to building.
60580	Maintenance, Equipment & Miscellaneous	8,000	8,000	Maintenance activity for equipment not specified in other maintenance accounts (landscape maintenance, etc.).
60590	Maintenance, Equip.& Misc.-Air Monitoring	15,000	15,000	Repairs and maintenance of air monitoring stations. Also costs for laboratory supplies.
60585	Household & Janitorial	6,700	6,700	General janitorial costs for office and garbage pick-up service.
TOTAL		35,700	63,200	
SAFETY EQUIPMENT & SUPPLIES				
60855	Safety Equipment	1,000	1,000	Safety equipment such as safety shoes and/or gear for inspections. Includes COVID-19 supplies.
TOTAL		1,000	1,000	

North Coast Unified Air Quality Management District - Proposed FY 2021-22 Budget

ACCOUNT NUMBER	ACCOUNT NAME	FY 2020-21 ADOPTED	FY 2021-22 PROPOSED	DESCRIPTION AND DETAILS OF ACCOUNTS
TRANSPORTATION & TRAVEL				
60950	Vehicles - Gas, Maintenance & Repairs	10,000	10,000	Costs of vehicles' gas, maintenance and repairs including fuel, auto detailings, annual safety checks, oil changes, and car washes.
61050	Transportation & Travel - Staff	8,000	8,000	Costs of all transportation including the reimbursement to staff for the costs of meals and lodging, commercial transportation, allowance for use of private vehicles and other travel costs.
61060	Transportation & Travel - APCO	4,000	4,000	Costs of all transportation associated with the APCO including the reimbursement of the costs of meals and lodging, commercial transportation, allowance for use of private vehicles and other travel costs.
61075	Transportation & Travel - Board of Directors	4,000	4,000	Travel expenses for governing and hearing board members and District counsel, such as mileage and lodging reimbursements.
TOTAL		26,000	26,000	
COMMUNICATIONS				
62050	Communications - General Office	16,000	16,000	Cost of communications services, including monthly telephone at the office and cell phone costs.
62060	Communications - Internet	3,000	3,000	Cost of internet communications at various district sites.
TOTAL		19,000	19,000	
UTILITIES				
63050	Utilities - Electric & Gas	9,500	9,500	Gas and electric service to the office & various air monitoring stations.
63100	Water & Sewer	1,000	1,000	Water and sewer service to the office.
TOTAL		10,500	10,500	
SPECIAL DISTRICT EXPENSE				
64050	Special District Expense - General	8,000	8,000	Other District expenses in this category include payments to Board members at \$100 per meeting (H&SC 40154), etc.
64075	Training	4,500	4,500	Employee education and training expenses (registration and class fees).
64100	Memberships & Subscriptions	20,000	10,000	Costs of necessary memberships, subscriptions, and/or licenses (CAPCOA membership, CSDA, etc.).
64150	Public Education	1,000	1,000	Various public education programs and outreach not included in other programs' outreach or expense accounts (i.e. funding provided directly by the District).
TOTAL		33,500	23,500	
OFFICE EXPENSE				
65050	Postage	7,000	7,000	Stamps, metered mail and bulk mail postage.
65100	Office Supplies	7,000	7,000	Office supplies include expendable items such as pens, pencils, ink & toner cartridges, copy paper, binders, envelopes, etc.
65200	Publications & Legal Notices	5,000	5,000	District costs of publications legally required for reports and notices, and includes costs of public notices.
65225	Printing Costs	2,000	2,000	Printing costs such as printing permit forms and other District publications.
65250	Rents & Leases - Building	1,860	1,900	Rental expense for storage unit at an estimated \$155 per month.
65255	Rents & Leases, Building - Air Monitoring	600	600	Eureka (Alice Birney) Air Monitoring Station monthly rent at \$50 per month.
65300	Rents & Leases - Equipment	4,000	4,500	Rent and lease of equipment, including postage meter and copier leases.
65350	Office Services	-	6,000	Other misc office expense for services (Office/building security system, office printing/copier services, etc.).
TOTAL		27,460	34,000	
CAPITAL OUTLAY				
66075	Equipment <\$5,000	10,000	10,000	Small tools, computer-related and office equipment.
66080	Air Monitoring Equipment <\$5,000	10,000	10,000	Small tools and equipment associated with air monitoring.
66100	Fixed Assets >\$5,000	35,000	-	Major modifications to real property, replacement of vehicles, or purchase of other assets.
66105	Fixed Assets - Air Monitoring >\$5,000	-	23,318	Purchase of new equipment for air monitoring stations.
TOTAL		55,000	43,318	

North Coast Unified Air Quality Management District - Proposed FY 2021-22 Budget

ACCOUNT NUMBER	ACCOUNT NAME	FY 2020-21 ADOPTED	FY 2021-22 PROPOSED	DESCRIPTION AND DETAILS OF ACCOUNTS
GRANT ADMINISTRATION EXPENSE				
67601	RSBPP Grant Admin (YR 2) - Expense	41,500	10,000	Admin income expensed from direct reimbursement of costs incurred with the administration of the Rural School Bus Pilot Program (RSBPP) for YR 2
67602	RSBPP Grant Admin (YR 3) - Expense	5,000	30,000	Admin income expensed from direct reimbursement of costs incurred with the administration of the Rural School Bus Pilot Program (RSBPP) for YR 3
67603	RSBPP Grant Admin (YR 4) - Expense	10,000	10,000	Admin income expensed from direct reimbursement of costs incurred with the administration of the Rural School Bus Pilot Program (RSBPP) for YR 4
67625	State Woodsmoke Reduction Grant Admin (YR 2) - Expense	2,000	-	Admin income expensed from direct reimbursement of costs incurred with the administration of the State Woodsmoke Reduction Grant (YR 2)
67610	DERA Grant Admin - Expense	5,000	-	Admin income expensed from administering CARB's allocation of EPA DERA Grant funds which are spent in conjunction with the RSBPP grant funds.
67630	CARB Prescribed Burn Grant Program - Expense	10,000	10,000	Admin income expensed from direct reimbursement costs incurred with the administration of CARB Prescribed Burn Program Grant.
TOTAL		73,500	60,000	
FUNDS TO OTHER AGENCIES				
68200	CARB Air Toxic "Hot Spots" Program	1,500	1,500	Fees collected by the District and passed through to CARB for CARB's Air Toxic "Hot Spots" Program.
68290	Burn Permit Fees to Fire Agencies	12,000	12,000	The District provides \$3 for every Standard Burn Permit issued to each local fire agency.
68410	CARB AB 617 Community Air Protection Grant Agreement Funding	51,984	-	Unused AB 617 reimbursement funding from YR1 \$29,325 (FY18/19) and YR2 22,659 (FY19/20) are planned to be allocated to the State Woodsmoke Grant as wood stove changeout grants.
TOTAL		65,484	13,500	
MISCELLANEOUS EXPENSE				
69100	Uncategorized Expenses	-	-	
69150	Bad Debt/Unpaid Fees/Write-offs	-	-	Unpaid invoices and deductions in fees due to the District.
TOTAL		-	-	
BANK FEES & INTEREST EXPENSE				
70125	Bank Fees & Charges	1,500	1,500	Regular banking fees associated with checking accounts.
70130	Credit Card Expense	6,500	6,500	Bank fees associated with credit card transactions.
70150	Late Fees	-	-	
TOTAL		8,000	8,000	
	TOTAL REGULAR EXPENSE	2,246,689	2,209,538	

2,114,468	Total FY 21/22 Income
2,209,538	Total FY 21/22 Expense
-95,070	
77,404	Contribution of FY 21/22 Grant Programs which have a fixed admin % (does not include direct/reimbursement grant admin)
-17,666	

North Coast Unified Air Quality Management District - Proposed FY 2021-22 Budget

ACCOUNT NUMBER	ACCOUNT NAME	FY 2020-21 ADOPTED	FY 2021-22 PROPOSED	DESCRIPTION AND DETAILS OF ACCOUNTS
GRANTS & SPECIAL INCOME				
CARL MOYER GRANT INCOME				
47100	Carl Moyer Program Grant (Yr 23)	299,984	290,653	The CARB Carl Moyer Program Grant provides grant incentives for purchasing lower-emission heavy-duty diesel engines. Funding typically covers the cost difference between a new heavy-duty diesel engine and an alternative, clean fuel or lower-emission model.
47100	Carl Moyer Program Grant carryover	184,606	316,206	Carl Moyer Grant program funds carryover from previous fiscal year.
47105	Carl Moyer Program Admin (Yr 23)	42,855	41,522	The Carl Moyer Grant provides 12.5% for grant admin/expenses (held in District Reserve), which are allocated over several years (typically allocate 80% initial year)
47105A	Carl Moyer Program Grant Admin carryover from previous year	7,912	8,571	The Carl Moyer Grant provides 12.5% for grant admin/expenses (held in District Reserve), which are allocated over several years (typically allocate and carryover 20% for second year)
80150	Interest, Carl Moyer Program Grant	1,000	1,000	Estimated interest earned on all Carl Moyer Program Grant funds while held in the Moyer bank account. All interest earned must be available for disbursement to qualified projects.
TOTAL		536,357	657,952	
STATE RESERVE (MULTI-DISTRICT) GRANT INCOME				
47350	State Reserve (Multi-District) Grant	175,000	44,835	CARB grant funding from the unallocated 5% within the Carl Moyer Program, referred to as State Reserve (Multi-District). Supports state priorities in partnership with air districts. Initially funding went to the TIMBER Program with new funds presently going toward VIP off-road, non-Ag and Ag projects.
47350	State Reserve (Multi-District) Grant carryover	115,104	175,000	The State Reserve Grant program funds carryover from previous fiscal year.
47355	State Reserve (Multi-District) Admin	25,000	6,405	The State Reserve Grant provides 12.5% for grant admin/expenses (held in District Reserve), which are allocated over several years (typically allocate 80% initial year)
47355	State Reserve (Multi-District) Admin carryover	2,903	5,000	The State Reserve Grant provides 12.5% for grant admin/expenses (held in District Reserve), which are allocated over several years (typically allocate 20% for second year).
TOTAL		318,007	231,240	
CARB VOLUNTARY NOx REMEDIATION MEASURE (NRM) GRANT INCOME				
47040	CARB Voluntary NOx Remediation Measure Grant	-	-	Grant incentive funding from CARB's Air Pollution Control Fund for eligible NOx reduction projects which are to be implemented according to the Carl Moyer Program guidelines.
47041	CARB Voluntary NOx Remediation Measure Admin	-	-	The Voluntary Nox Remediation Measure Grant provides 6% for grant admin/expenses.
TOTAL		-	-	
AB923 DMV SURCHARGE INCOME				
48100	AB923 DMV Surcharge Funds	325,000	325,000	State provided AB923 DMV Surcharge Funds for grant projects pursuant to H&SC 44229, which authorizes the District to receive an additional \$2 per vehicle in the District's jurisdiction.
48100	AB923 DMV Surcharge Funds carryover	1,247,160	1,247,160	AB923 DMV Surcharge Funds Carryover from previous fiscal year.
80200	Interest, AB923 DMV Surcharge Funds	2,000	2,000	Estimated interest earned on AB923 DMV Surcharge Funds.
TOTAL		1,574,160	1,574,160	
RURAL SCHOOL BUS PILOT PROGRAM (YR 2) INCOME				
47326	Rural School Bus Pilot Program (YR 2)	-	-	Through a CARB Grant Agreement, the District administers the state-wide Rural School Bus Pilot Program (RSBPP) Year 2 grant for school buses for rural school districts.
47326	Rural School Bus Pilot Program (YR 2) carryover	23,800,000	5,000,000	RSBPP (YR 2) carryover from previous fiscal year and held in the RSBPP (YR 2) financial account.
80215	Interest, RSBPP (YR 2) Grant Program	50,000	5,000	Estimated interest earned on RSBPP (YR 2) Grant funds while held in the RSBPP (YR 2) financial account. All interest earned must be available for disbursement to qualified projects.
TOTAL		23,850,000	5,005,000	
RURAL SCHOOL BUS PILOT PROGRAM (YR 3) INCOME				
47327	Rural School Bus Pilot Program (YR 3)	-	-	Through a CARB Grant Agreement, the District administers the state-wide Rural School Bus Pilot Program (RSBPP) Year 3 grant for school buses for rural school districts (allocation was increased beyond initial amount to \$18,550,00, which includes CARB's state match project funds for DERA grant applied to RSBPP).
47327	Rural School Bus Pilot Program (YR 3) carryover	18,550,000	18,550,000	RSBPP (YR 3) carryover from previous fiscal year and held in the RSBPP (YR 3) financial account.
80216	Interest, RSBPP (YR 3) Grant Program	15,000	5,000	Estimated interest earned on RSBPP (YR 3) Grant funds while held in the RSBPP (YR 3) financial account. All interest earned must be available for disbursement to qualified projects.
TOTAL		18,565,000	18,555,000	

North Coast Unified Air Quality Management District - Proposed FY 2021-22 Budget

ACCOUNT NUMBER	ACCOUNT NAME	FY 2020-21 ADOPTED	FY 2021-22 PROPOSED	DESCRIPTION AND DETAILS OF ACCOUNTS
RURAL SCHOOL BUS PILOT PROGRAM (YR 4) INCOME				
47328	Rural School Bus Pilot Program (YR 4)	4,350,000	4,350,000	Through a CARB Grant Agreement, the District administers the state-wide Rural School Bus Pilot Program (RSBPP) Year 4 grant for school buses for rural school districts.
47328	Rural School Bus Pilot Program (YR 4) carryover	-	-	RSBPP (YR 4) carryover from previous fiscal year and held in the RSBPP (YR 4) financial account.
80217	Interest, RSBPP (YR 4) Grant Program	-	5,000	Estimated interest earned on RSBPP (YR 4) Grant funds while held in the RSBPP (YR 4) financial account. All interest earned must be available for disbursement to qualified projects.
TOTAL		4,350,000	4,355,000	
DERA FEDERAL GRANT INCOME				
47324	DERA Grant	486,361	986,361	Through a Grant Agreement, the District administers all of CARB's Diesel Emissions Reduction Act (DERA) allocated by the EPA to CARB for all of California. CARB receives between \$400-500,000 each year annually for the allocation for California. Under agreement, the DERA funds will be spent toward the RSBPP grant program, typically funding about 5 additional school buses.
47324	DERA Grant carryover	-	-	
TOTAL		486,361	986,361	
WOODSTOVE CHANGEOUT PROGRAM INCOME				
N/A-Reserve	Woodstove Changeout Grant Program	-	-	District Woodstove Grant Program is typically funded by funds from compliance settlement agreement(s). The current funds were received in FY 16/17 and are provided through the Reserve Fund.
N/A-Reserve	Woodstove Changeout Grant Program carryover	275,000	275,000	District Woodstove Grant funds carryover from previous fiscal year and held in the District Reserve.
TOTAL		275,000	275,000	
STATE WOODSMOKE REDUCTION PROGRAM INCOME				
47210	State Woodsmoke Reduction Grant Program	-	-	State Woodsmoke Reduction Grant Program is implemented by CARB and administered by air districts in coordination with CAPCOA. Implemented by California Climate Investments with GGRF funds. Initial allocation to District and also air basin. Estimated 2 year pilot with future funding.
47210	State Woodsmoke Reduction Grant Program carryover	185,000	5,000	State Woodsmoke Grant program funds carryover from previous fiscal year and held in the State Woodsmoke account.
80210	Interest, Woodsmoke Grant Program	500	-	Estimated interest earned on Woodsmoke Reduction Program funds while held in the Woodsmoke financial account. All interest earned must be available for disbursement to qualified projects.
TOTAL		185,500	5,000	
FARMER PROGRAM INCOME				
47200	FARMER Grant Program	363,656	300,000	CARB's Funding Agricultural Replacement Measures for Emission Reductions (FARMER) grant program. A statewide agricultural equipment replacement program similar to the Carl Moyer Program with additional project types. Initially allocates \$5.5 million split among 18 air districts with 9% administration. Funded by GGRF, Air Quality Improvement Funds, Alternative and Renewable Fuel and Vehicle Technology Funds.
47200	FARMER Grant Program carryover	-	5,000	The FARMER Grant program funds carryover from previous fiscal year and held in the FARMER account.
47205	FARMER Grant Program Admin	32,730	28,500	The FARMER Grant provides 9% for administrative expenses.
47205	FARMER Grant Program Admin carryover from previous year	22,050	16,365	The FARMER Grant provides 50% admin carryover from previous fiscal year, held in District Reserve, to be expensed this fiscal year.
80205	Interest, FARMER Grant Program	100	100	Estimated interest earned on FARMER Grant Program funds while held in the FARMER Program financial account. All interest earned must be available for disbursement to qualified projects.
TOTAL		418,536	349,965	
TOTAL GRANTS & SPECIAL INCOME		50,558,921	31,994,678	

North Coast Unified Air Quality Management District - Proposed FY 2021-22 Budget

ACCOUNT NUMBER	ACCOUNT NAME	FY 2020-21 ADOPTED	FY 2021-22 PROPOSED	DESCRIPTION AND DETAILS OF ACCOUNTS
GRANTS & SPECIAL EXPENSE				
CARL MOYER GRANT EXPENSE				
68100	Carl Moyer Program Grant	485,590	607,859	Carl Moyer Program Grant incentives/project funds provided under contract to recipients.
68100	Carl Moyer Program Grant carryover	-	-	Carl Moyer Program Grant funds carryover to next fiscal year and held in Carl Moyer financial account.
68100A	Carl Moyer Program Grant Admin	34,284	33,218	The Carl Moyer Grant provides 12.5% for grant admin/expenses (held in District Reserve), which are allocated over several years (typically 80% initial year, 20% second year) to roughly cover minor admin expenses during grant term (5-10yrs). This expense is reflected in the operating budget in various accounts (e.g. Salaries & Benefits and Office Expense).
68100A	Carl Moyer Program Grant Admin carryover from previous year	7,912	8,571	Carl Moyer Grant admin of 20% carryover from previous fiscal year, held in District Reserve, to be expensed in this fiscal year.
68100A	Carl Moyer Program Grant Admin carryover to next year	8,571	8,304	Carl Moyer Grant admin of 20% carryover to next year, held in District Reserve, to be expensed next fiscal year.
TOTAL		536,357	657,952	
STATE RESERVE (MULTI-DISTRICT) GRANT EXPENSE				
68350	State Reserve (Multi-District) Grant	290,104	219,835	State Reserve Grant incentives/project funds provided under contract to recipients.
68350	State Reserve (Multi-District) Grant carryover	-	-	State Reserve program funds carryover to next fiscal year and held in Carl Moyer financial account.
68350A	State Reserve (Multi-District) Admin	22,903	5,000	State Reserve Admin provides 12.5% for grant admin/expenses, where 80% is expensed initial year when funds received. This expense is reflected the operating budget in various accounts (e.g. Salaries & Benefits and Office Expense).
68350A	State Reserve (Multi-District) Admin carryover from previous year	-	5,000	State Reserve admin of 20% carryover from previous fiscal year, held in District Reserve, to be expensed in this fiscal year.
68350A	State Reserve (Multi-District) Admin carryover to next year	5,000	1,405	State Reserve admin of 20% carryover to next year and held in District Reserve, to be expensed next fiscal year.
TOTAL		318,007	231,240	
CARB VOLUNTARY NOx REMEDIATION MEASURE (NRM) GRANT EXPENSE				
68400	CARB Voluntary NOx Remediation Measure Grant	-	-	Voluntary NOx Remediation Measure (VNRM) Grant incentives/project funds provided under contract to recipients.
68400A	CARB Voluntary NOx Remediation Measure Grant Admin	-	-	VNRM provides 6% for grant admin/expenses where all is expensed in first year of receiving funds.
TOTAL		-	-	
AB923 DMV SURCHARGE FUNDS EXPENSE				
68055	AB923 DMV Surcharge Funds	350,000	350,000	AB923 DMV Surcharge Grant incentives/project funds provided to recipients; AB923 DMV Surcharge Funds also provide yearly match funds for the Carl Moyer Program Grant Program.
68055	AB923 DMV Surcharge Funds carryover	1,224,160	1,224,160	AB923 Grant funds carryover to next fiscal year and held in AB923 financial account.
TOTAL		1,574,160	1,574,160	
RURAL SCHOOL BUS PILOT PROGRAM (YR 2) EXPENSE				
68326	Rural School Bus Pilot Program (YR 2)	23,850,000	5,005,000	RSBPP (YR 2) Grant incentives/project funds provided under contract to recipients.
68326	Rural School Bus Pilot Program (YR 2) carryover	-	-	RSBPP (YR 2) Grant funds carryover to next fiscal year and held in RSBPP (YR 2) financial account.
TOTAL		23,850,000	5,005,000	
RURAL SCHOOL BUS PILOT PROGRAM (YR 3) EXPENSE				
68327	Rural School Bus Pilot Program (YR 3)	18,565,000	18,555,000	RSBPP (YR 3) Grant incentives/project funds provided under contract to recipients.
68327	Rural School Bus Pilot Program (YR 3) carryover	-	-	RSBPP (YR 3) Grant funds carryover to next fiscal year and held in RSBPP (YR 3) financial account.
TOTAL		18,565,000	18,555,000	
RURAL SCHOOL BUS PILOT PROGRAM (YR 4) EXPENSE				
68328	Rural School Bus Pilot Program (YR4)	4,350,000	4,355,000	RSBPP (YR 4) Grant incentives/project funds provided under contract to recipients.
68328	Rural School Bus Pilot Program (YR 4) carryover	-	-	RSBPP (YR 4) Grant funds carryover to next fiscal year and held in RSBPP (YR 4) financial account.
TOTAL		4,350,000	4,355,000	Page 52 of 67

North Coast Unified Air Quality Management District - Proposed FY 2021-22 Budget

ACCOUNT NUMBER	ACCOUNT NAME	FY 2020-21 ADOPTED	FY 2021-22 PROPOSED	DESCRIPTION AND DETAILS OF ACCOUNTS
DERA FEDERAL GRANT				
68340	DERA Grant	486,361	986,361	DERA Grant funding is spent within the RSBPP Grant according to the grant agreement along with RSBPP YR3 funds.
68340	DERA Grant carryover	-	-	
TOTAL		486,361	986,361	
WOODSTOVE CHANGEOUT PROGRAM EXPENSE				
68075	Woodstove Changeout Program	10,000	100,000	District Woodstove Grant incentives provided under agreement to recipients.
68075	Woodstove Changeout Program carryover	265,000	175,000	District Woodstove Changeout Program funds carryover and held in District Reserve.
TOTAL		275,000	275,000	
STATE WOODSMOKE REDUCTION PROGRAM EXPENSE				
68080	State Woodsmoke Reduction Program	185,500	5,000	State Woodsmoke Grant incentives provided under agreement to recipients.
68080	State Woodsmoke Reducton Program carryover	-	-	State Woodsmoke Grant funds carryover to next fiscal year and held in State Woodsmoke financial account.
TOTAL		185,500	5,000	
FARMER PROGRAM EXPENSE				
68040	FARMER Program	363,756	300,100	FARMER Grant incentives/project funds provided under contract to recipients.
68040	FARMER Program carryover	-	5,000	FARMER Grant funds carryover to next fiscal year and held in FARMER Grant Program financial account.
68040A	FARMER Admin	16,365	14,250	FARMER Grant program provides 9% for admin/expenses, where 50% admin expensed in first year when funds received. This expense is reflected the operating budget in various accounts (e.g. Salaries & Benefits and Office Expense).
68040A	FARMER Admin carryover from previous year	22,050	16,365	FARMER Grant admin of 50% carryover from previous fiscal year, held in District Reserve, to be expensed in this fiscal year.
68040A	FARMER Admin carryover to next year	16,365	14,250	FARMER Grant admin of 50% carryover to next fiscal year and held in District Reserve.
TOTAL		418,536	349,965	
TOTAL GRANTS & SPECIAL EXPENSE		50,558,921	31,994,678	

31,994,678	Total FY 21/22 Grant Income
31,994,678	Total FY 21/22 Grant Expense
0	

Agenda Item: 7

Agenda Item: 8

**North Coast Unified
Air Quality Management District**
707 L Street, Eureka, CA 95501
(707) 443-3093
www.ncuaqmd.org



TO: North Coast Unified Air Quality Management District Board

FROM: Brian Wilson, APCO

SUBJECT: APCO Report

DATE: May 20, 2021

ACTION REQUESTED: Accept and File

The following information is provided as a summary of items of interest to the Board and District. Staff solicits and appreciates any feedback concerning these items or other items of interest from the Board.

1. District Response to COVID-19

The District continues to take appropriate measures to comply with both the County's COVID-19 orders and guidance in addition to state executive orders and requirements. District staff continues to work on various flexible work options while maintaining District functions. There have been no health concerns with staff regarding COVID-19. The District office is currently open by handling in-person customers in the Front Office while exercising appropriate County protective measures.

2. Update on PG&E Regular Variance Activity

On February 3, 2020, the District's Hearing Board approved the Regular Variance for PG&E as proposed, and the Regular Variance Order 2020-01 was subsequently signed on February 28, 2020.

The Regular Variance was to provide relief from permit conditions and permit emission limitations (until June 30, 2020) to allow the HBGS to conduct the emission (source testing) and other operational testing necessary to confirm their readiness to operate in an island mode or as a black start unit to serve area load. In addition to the short-term emission testing performed last December 2019, PG&E finished operational testing of Ammonia Injection Load Point Determinations (i.e. fine tuning the emission control SCR system) for loads less than 50% in April. The variance also allowed for island operational testing to determine the actual ability of the plant to achieve real-world operation similar to PSPS conditions, which PG&E completed on May 9, 2020.

On July 10, 2020, the Hearing Board issued Hearing Order No. 2020-02 for a Regular Variance to PG&E (see attached Order and Staff Report). The regular variance granted to PG&E provided relief from permit conditions and permit emission limitations for a period of up to one year, while allowing the HBGS to potentially operate in island mode during upcoming emergencies such as Public Safety Power Shutdown (PSPS) events and to conduct engine tuning at loads less than 50%.

HBGS has submitted an application to modify its Title V Operating Permit as required. The proposed variance was to be in effect for a period of up to one year (until July 11, 2021) or until a modified Operating Permit and other applicable modified licensing is effective, whichever date is sooner. District Staff anticipates that the Title V permit update will be able to be modified (including time required for the 45-day EPA comment period) before July 10, 2021.

3. Carl Moyer State Reserve Year 23 Awards

The State Reserve (“Multi-District”) funds are part of an unallocated percentage of Carl Moyer Program funding that specifically targets and supports state priorities and statewide equipment in partnership with air districts.

The District was awarded \$51,240 (\$44,835 in project funds and \$6,405 in administration) for State Reserve Year 23 Grant Funds. The award of state funds was determined based on the number of registered vehicles within each district.

Several years ago the funding had gone toward the TIMBER (Truck Improvement/Modernization Benefitting Emission Reductions) Program. Last year, CARB had requested the Carl Moyer State Reserve funds to go toward Carl Moyer eligible small fleet off-road equipment. This year the Reserve funds are targeted to go toward Carl Moyer infrastructure projects supporting zero-emission vehicles, for eligible projects such as battery charging stations and hydrogen fueling stations.

Staff believes the Board has already provided authorization under its prior approval of Board Resolution 2013-4, which allows participation in the Carl Moyer Program and all subset programs through December 31, 2026, and also confirms the District will commit to complying with all program requirements, including those that are specific to individual programs. The acceptance and expenditure of the potential allocation of \$51,240 is reflected in the proposed District FY21-22 Budget.

4. Application Support Letter for HBMWD CAL FIRE Healthy Forest Program Grant

The District has provided the attached application support letter to the Humboldt Bay Municipal Water District (HBMWD) for their grant application to the Cal Fire Healthy Forest Program Grant to rehabilitate the forested areas around Ruth Lake and the Mad River Watershed that were recently devastated in the August Complex fires. The amount of the grant application will range between \$1M to \$5M. District Staff have also had conversation with CAL FIRE Chief McCray with the Humboldt-Del

Norte Unit in regards to the potential use of an Air Curtain Incinerators (ACI) for its potential role in forest restoration in that area.

5. EPA Notice of Reconsideration of Previous Administration's Withdrawal of California's Waiver to Enforce Greenhouse Gas Standards for Cars and Light Trucks

On April 26, 2021, the US EPA as directed in President Biden's Executive Order 13990 on "Protecting Public Health and the Environment and Restoring Science to Tackle the Climate Crisis," and in response to requests by states and other stakeholders, the EPA is seeking public input on its reconsideration of the Agency's 2019 action titled *The Safer Affordable Fuel-Efficient Vehicles Rule Part One: One National Program Rule (SAFE-1)* for the purposes of rescinding the action taken by the prior administration (please see attached).

6. Staff Training

Here is a brief list of the main training staff has participated since the last Board Meeting:

- CSDA - *2021 AB1234 Ethics Training* - All Staff
- CSDA - *Rate Setting Under Propositions 218 & 26* - Jason Davis
- EPA - *Title V Operating Permits Program* - Jason Davis & Winslow Condon
- EPA/CAPCOA - *Smoke Impacts CA: 2020 Lessons & 2021 Actions* - Wendy Caruso
- Shaw Law Group - *Common Wage Hour Mistakes for California Employers* - Penny Costa
- GovInvest - *Introducing the Financial Modeling Module* - Penny Costa
- Business Management Daily - *Legal and Practical Solutions for the COVID Vaccine* - Penny Costa
- Shaw Law Group - *COVID-19 Return to Work Strategies* - Penny Costa
- Shaw Law Group - *COVID-19 Mandatory Vaccinations and Accommodations* - Penny Costa
- CSDA - *Human Resources Boot Camp for Special Districts* - Penny Costa

**North Coast Unified
Air Quality Management District**
707 L Street, Eureka, CA 95501
(707) 443-3093
www.ncuaqmd.org



April 29, 2021

Mr. John Friedenbach
General Manager
Humboldt Bay Municipal Water District
828 7th Street
Eureka, CA 95501-1114

Re: Forest Health Program Grant Application Support

Dear Mr. Friedenbach:

The North Coast Unified Air Quality Management District ("North Coast AQMD") is pleased to offer its support for the application by the Humboldt Bay Municipal Water District ("HBMWD") for the Forest Health Program Grant funding from the California Climate Investments and CAL FIRE, for reforestation in the Mad River Watershed, Ruth Lake landscape and municipal water supply.

Due to the catastrophic wildfires from the August Complex in Fall 2020, more than one million acres of habitat were destroyed, seriously affecting communities, forests, and sensitive habitat. Importantly for HBMWD, more than 2,000 acres owned by the District around Ruth Lake, where municipal water is sourced, were devastated. We support your efforts to begin forest restoration in this area.

Reforestation of this area will prevent further erosion and run-off which potentially could harm the R.W. Matthews Dam as well as the drinking water supply for many communities. Additionally, there are important benefits resulting from your grant projects such as: improved air quality through carbon sequestration and GHG emissions reduction; wildlife and native plant habitat restoration; protection of cultural resources; improved recreation; and benefits to the local economies through job creation and support.

Our organization supports community-based projects that educate the public and raise awareness about management of these water resources. We support your effort to find a solution that would maximize benefits to the environment and the local economy. For

all of these reasons, the North Coast AQMD is urging the California Climate Investments and CAL FIRE to approve HBMWD's Forest Health Program grant application.

Sincerely,



Brian Wilson
Air Pollution Control Officer
North Coast Unified AQMD



HUMBOLDT BAY MUNICIPAL WATER DISTRICT

828 SEVENTH STREET, PO Box 95 • EUREKA, CALIFORNIA 95502-0095

OFFICE 707-443-5018 ESSEX 707-822-2918

FAX 707-443-5731 707-822-8245

EMAIL OFFICE@HBMWD.COM

Website: www.hbmwd.com

BOARD OF DIRECTORS

SHERI WOO, PRESIDENT

NEAL LATT, VICE-PRESIDENT

J. BRUCE RUPP, SECRETARY-TREASURER

MICHELLE FULLER, DIRECTOR

DAVID LINDBERG, DIRECTOR

GENERAL MANAGER

JOHN FRIEDENBACH

April 27, 2021

Brian Wilson
North Coast Unified Air Quality Management District
707 L Street
Eureka, CA 95501

**RE: Humboldt Bay Municipal Water District
CalFire Healthy Forest Program Grant
Application Support Letter Request**

Dear Brian Wilson,

The Humboldt Bay Municipal Water District is preparing a grant application to the Cal Fire Healthy Forest Program Grant to rehabilitate the forested areas around Ruth Lake and the Mad River Watershed that were recently devastated in the August Complex fires. The amount of the grant application will range between \$1M to \$5M depending upon the collaboration partners' needs.

We respectfully request that your organization consider writing a letter of support for our grant application. I am enclosing a sample letter that you are encouraged to customize to suit your mission and goals as they relate to reforestation, carbon sequestration, the reduction of carbon emissions, support of wildlife habitat, recreation, and the creation of jobs in Trinity County, which is a low-income community. The District believes that efforts to rehabilitate the forested lands along the watershed that provides the source of drinking water for the Humboldt Bay area is worthy of your support.

Kindly address your letter to us and reference our grant project as shown on the attached sample letter. Our grant application is due May 19, 2021, so kindly send your response by Monday, May 17.

If you have any questions, or need any additional information, please do not hesitate to contact me. Thank you for considering our request.

Respectfully,

A handwritten signature in blue ink that reads "John Friedenbach".

John Friedenbach
General Manager



In 4/28 FR: EPA Notice of Reconsideration of Previous Administration's Withdrawal of California's Waiver to Enforce Greenhouse Gas Standards for Cars and Light Trucks

Nancy Kruger <nkruger@4cleanair.org>

Tue, Apr 27, 2021 at 4:05 PM

Reply-To: Nancy Kruger <nkruger@4cleanair.org>

To: "state_directors@lists.4cleanair.org" <state_directors@lists.4cleanair.org>, "local_directors@lists.4cleanair.org" <local_directors@lists.4cleanair.org>, "mobile_sources@lists.4cleanair.org" <mobile_sources@lists.4cleanair.org>, "climate_change@lists.4cleanair.org" <climate_change@lists.4cleanair.org>

To: NACAA Air Directors

NACAA Mobile Sources and Fuels Committee

NACAA Climate Change Committee

The Office of Federal Register has indicated EPA's notice of reconsideration, "California State Motor Vehicle Pollution Control Standards; Advanced Clean Car Program; Reconsideration of a Previous Withdrawal of a Waiver of Preemption," will be published in the Federal Register tomorrow – Wednesday, April 28, 2021 – at which time it will be listed, with a link, under EPA actions in the "Current Issue" of the Federal Register at <https://www.federalregister.gov/>.

Nancy Kruger

Deputy Director

National Association of Clean Air Agencies (NACAA)

[1530 Wilson Boulevard](#)

[Suite 320](#)

[Arlington, VA 22209](#)

[Office: \(571\) 970-6678](#)

nkruger@4cleanair.org

From: local_directors@lists.4cleanair.org <local_directors@lists.4cleanair.org> **On Behalf Of** Miles Keogh

Sent: Monday, April 26, 2021 1:33 PM

To: 'state_directors@lists.4cleanair.org' <state_directors@lists.4cleanair.org>; 'local_directors@lists.4cleanair.org' <local_directors@lists.4cleanair.org>; mobile_sources@lists.4cleanair.org; climate_change@lists.4cleanair.org

Subject: FW: EPA Reconsiders Previous Administration's Withdrawal of California's Waiver to Enforce Greenhouse Gas Standards for Cars and Light Trucks

TO: NACAA AIR DIRECTORS

NACAA MOBILE SOURCES & FUELS COMMITTEE
NACAA CLIMATE CHANGE COMMITTEE

Colleagues, here's the press release ahead of today's 2:30 p.m. Eastern briefing on the SAFE Rule Part 1 reconsideration. EPA will be taking comment on this until July 6, 2021, and there's a public meeting planned for June 2. For today's EPA briefing call, please use (877) 317-0679, passcode 17551555.

Wishing you well, Miles

Miles E Keogh

NACAA

(571) 970-6795

@WeAre4CleanAir



U.S. ENVIRONMENTAL PROTECTION AGENCY
NEWS RELEASE
WWW.EPA.GOV/NEWSROOM

CONTACT: press@epa.gov

EPA Reconsiders Previous Administration's Withdrawal of California's Waiver to Enforce Greenhouse Gas Standards for Cars and Light Trucks

WASHINGTON (April 26, 2021) — As directed in President Biden's Executive Order 13990 on "Protecting Public Health and the Environment and Restoring Science to Tackle the Climate Crisis," and in response to requests by states and other stakeholders, today the U.S. Environmental

Protection Agency (EPA) is seeking public input on its reconsideration of the Agency's 2019 action titled The Safer Affordable Fuel-Efficient Vehicles Rule Part One: One National Program Rule (SAFE-1) for the purposes of rescinding the action taken by the prior administration.

"I am a firm believer in California's long-standing statutory authority to lead. The 2019 decision to revoke the state's waiver to enforce its greenhouse gas pollution standards for cars and trucks was legally dubious and an attack on the public's health and wellbeing," **said EPA Administrator Michael S. Regan.** "Today, we are delivering on President Biden's clear direction to tackle the climate crisis by taking a major step forward to restore state leadership and advance EPA's greenhouse gas pollution reduction goals."

EPA is reconsidering actions taken by the previous administration in SAFE-1. The purpose of this Notice of Reconsideration is to seek comment on a number of issues in the 2019 SAFE-1 action including:

- Whether it was proper for EPA to reconsider a previously issued CAA waiver.
- Whether EPA's action to withdraw California's waiver in consideration of EPCA preemption was appropriate.
- Whether the SAFE-1 interpretation of the CAA that enabled EPA to withdraw California's waiver was appropriate.
- Whether the SAFE-1 interpretation of CAA section 177 that could disallow other states' ability to adopt California GHG emission standards was appropriate.

The agency will hold a virtual public hearing on June 2, and the public comment period on the Notice of Reconsideration will be open until July 6.

EPA will be taking a separate action to reconsider the previous administration's final rule titled The Safer Affordable Fuel Efficient (SAFE) Vehicles Final Rule for Model Years 2021-2026 (SAFE-2). EPA plans to propose this rule in July 2021.

For more information on today's action, the public comment period, and the public hearing details, see <https://www.epa.gov/regulations-emissions-vehicles-and-engines/notice-reconsideration-previous-withdrawal-waiver>

Background

The SAFE-1 action withdrew the 2013 Clean Air Act (CAA) waiver that had allowed California to enforce its greenhouse gas (GHG) standards for cars and light-duty trucks and its zero-emission vehicle (ZEV) sales mandate. SAFE-1 also interpreted the CAA as not allowing other states to adopt California's GHG emission standards. The Federal Register notice seeks public input on whether EPA should rescind the SAFE-1 action.

In January 2013, EPA granted California a waiver of CAA preemption to enforce its GHG standards and ZEV mandate contained in its Advanced Clean Cars (ACC) program for light-duty vehicles. California is the only state that may receive a waiver of CAA preemption of emission standards for new motor vehicles, although other states may adopt California's standards.

On September 29, 2019, EPA and the National Highway Transportation Safety Administration (NHTSA) jointly issued the SAFE-1 rule. In it, NHTSA interpreted fuel economy preemption under the Energy Policy and Conservation Act (EPCA) to include state GHG emission standards and ZEV mandates. EPA withdrew the portions of the ACC waiver related to GHG standards and the ZEV sales mandate in consideration of NHTSA's EPCA preemption as well as a reinterpretation of the CAA waiver requirements. EPA also provided an interpretation of the CAA that would preclude other states from adopting California's GHG emission standards.



Agenda Item: 9

Agenda Item: 10